

Keywords:

**SEO for personal trainers**

**Personal trainer marketing**

**Fitness business automation**

**Get more clients as a personal trainer**

**Local SEO for personal trainers**

**Jymfyt fitness automation**

## 6 Best Ways to Get More Clients Through SEO for Personal Trainers

Think about this—you're one of the best personal trainers in town, but potential clients have no idea you exist. Meanwhile, a less experienced trainer down the street is fully booked, simply because they show up first when people search for "best personal trainer near me." Frustrating, right? That's the power of SEO.

In fact, over [60% of B2B marketers](#) say SEO and organic traffic generate more leads than any other marketing strategy. This means that ranking higher on Google isn't just a nice bonus—it's one of the most effective ways to grow your fitness business. By using the right SEO strategies and tools like Jymfyt to streamline your operations, you can attract more clients, boost your authority, and build a thriving fitness brand. Ready to make SEO work for you?

### Rise In The Fitness Industry

The personal fitness market worldwide is likely to surge from \$45.14 billion in 2024 to [\\$47.55 billion in 2025](#), an annual growth rate of 5.3%. This trend is likely to continue and flourish even more, with the expectation of reaching \$60.31 billion by 2029. These figures and stats are important to know because they truly show the impact and cause of a healthy lifestyle, which has been adopted by many clients over time.



Image via [Pixabay](#)

## 1. Make Sure To Assess A Keyword Research

**Personal training marketing** helps potential clients find the personal training they are looking for, and for that, SEO practices are crucial. By simply identifying and incorporating these keywords into your website, you are likely to align your services with the user's intent, enhancing overall visibility. Make sure to use Google Keyword Planner, which can help you a lot in identifying relevant keywords.

## 2. Optimize Your Website Accordingly

Local SEO determines various factors to get the best out of your **fitness business automation**, which is important for personal trainers looking to gain clients within their relevant areas. To scale up your local presence and improve your overall search engine rankings, it is important to claim GMB, also known as Google My Business, by simply adding accurate and updated contact information, working hours, and reviews. Furthermore, you can look at practices such as creating blog posts, holding success stories, and addressing various challenges, which can help engage potential clients in your given vicinity.

## 3. Leverage The Usage Of Automation Software

[Jymfyt fitness automation](#) is an integral part of streamlining personal trainers' client management and business operations. Jymfyt gives you a very brief and comprehensive set of features which are curated to optimize your workflow, giving you ample time to focus on training clients rather than handling other administrative tasks. The software is likely to be backed up with a very rough CRM system, which helps track down and manage all the clients from one place. Automated posting all across social channels helps engage with the audience.

And if you think that's not all, Jymfyt's course creator feature allows you to develop and sell personalized programs, which expands the horizon of in-person training sessions. By simply managing and leveraging this automation SAAS, personal trainers can save time and provide an uninterrupted experience with their clients by simply following the best SEO practices.



Image via [Pixabay](#)

## 4. Regular Posting

Posting content regularly helps you to **get more clients as a personal trainer** by creating high-end articles and engaging content that positions you as an authority in the fitness industry. Crafting blogs on topics such as “Workout tips for beginners” can give users valuable insights, turning them into potential clients while improving the overall SEO of your website.

Further, showcasing clients’ reviews and success stories can help build trust, which encourages them to choose your curated services or courses. Highly engaging content is not only supposed to attract new visitors' attention but also increase dwell time, which is reflected in search rankings.

## 5. Look Out For Mobile Optimization

With a massive audience using mobile phones daily, it is important to optimize your website so that it can be mobile-friendly. Craft a responsive design that seamlessly adapts to various screen sizes and enhances the overall user experience, making it much easier for clients to surf through your website and book their desired services. This **local SEO for personal trainers** can have a positive impact on your search engine rankings and overall online visibility.

## 6. Make High-End Backlinks

One of the major parts which is usually skipped or overlooked is making high-quality backlinks, which is another main aspect of SEO that every trainer should take advantage of. Backlinks from renowned websites signal down the search to the search engine that your content is valuable and trustworthy.

One great way to get the finest backlinks is to guest post or guest blog for a well-known fitness website. This is supposed to expose your brand on a larger scale while enhancing the website's authority. Also, issuing press releases about the milestones achieved or unique training programs to local media outlets can help improve overall search rankings to a certain extent.

## Is It Really Worth Implementing SEO In Fitness Business?

Incorporating a robust SEO implementation is crucial and essential for personal trainers who are aiming to expand their client volume. By going through keyword analysis, optimizing local research, crafting valuable content, and leveraging software such as [Jymfyt](#), you are likely to surf in a highly competitive market, which is not going to make your online visibility much more visible, but also allow you to focus on what you can do to transform lives via fitness.

Keywords:

**Automated client onboarding**

**Personal trainer software**

**Fitness business automation**

**Jymfyt onboarding system**

**Streamlining personal training**

**Client management for trainers**

## **A Simple Way to Automate Client Onboarding as a Personal Trainer**

In the persuasive world of hyper- and personal training, managing your client onboarding is crucial and handy. It ensures a strong and keen business relationship, which in turn guarantees clients' overall satisfaction. **An automated client onboarding** approach allows a personal trainer to receive more training and perform fewer administrative tasks. This guide explores and outlines all the benefits of automating client onboarding, highlighting how software such as [Jymfyt](#) can step up your training and manage clients with easy communication.

### **Know The Significance Of Efficient Client Onboarding**

Taking the client on board is an initial phase where new clients are merged and introduced into your training program. Smooth **personal trainer software** sets the bar for the client-trainer relationship, which ultimately impacts client retention. Traditional onboarding methods usually involve a lot of manual work and entry, including scheduling and communication, which can be even more time-consuming than ever. Eventually, this results in errors. Simple automation outlives all these challenges by making this process even simpler by excelling in this process.



Image via [Pixabay](#)

## Certain Benefits Of **Fitness Business Automation**

There are countless benefits to discuss, and even deciding where to begin can be more intuitive since we can't cover everything. However, here are the key points you need to know.

### Time-costly

Automation reduces the need for repetition and administrative tasks, freeing up space and allowing trainers to focus on what's ahead.

### Consistency

An automated process ensures that all clients receive the same quality of onboarding experience, maintaining consistency across your services.

### Much Improved Communication

Communication is the key to major success, and keeping your clients informed and engaged allows for two-way communication without obstruction.

## Accurate Data Collection

We know that automated data collection maximizes all sorts of upcoming errors linked to manual entry, ensuring up-to-date and accurate client information.

## Easy Scalability

As the client list continues to flourish, automation lets you manage increased workloads without compromising your service.



Image via [Pixabay](#)

## Fitness Business Automation In Your Training Program

**See repetitive tasks:** Check your current onboarding process to see and point out the tasks that are being repeated.

**Choose the right tools:** Choose automation tools that match your business needs. Software such as Jymfyt provides a perfectly curated solution for personal trainers.

**Highly manageable and customised workflow:** Make sure to set up an automated workflow that truly reflects your unique onboarding process, making a personalized client experience.

**Test it daily:** Now you need to implement the process and monitor their effectiveness, as well as check and note down all the relevant feedback from the client to make necessary adjustments.

**Conduct workshops:** Take the clients in the loop about the new process to make sure that they are aware of the changes and feel comfortable with them.

## Implementing Automation in Client Onboarding

**Streamlining personal training** can be a challenging and hectic task. With keeping track of every single client, it can be a little hard to remember every individual's data. But, to effectively automate this process, you need to consider the following components.

### Automated Intake Forms

Digitized forms enable clients to provide all the necessary information at their convenience. These forms are easy to customise and can be molded according to the client's data. Software such as Jymfyt offers a unique intake form that effortlessly incorporates clients' data into your system, reducing manual entry and accountability errors.

### Easy Scheduling

Scheduling for every client is a hectic task, but to tackle that, **Jymfyt's onboarding system** lets clients book sessions based on their availability, reducing back-to-back communication. This feature successfully integrates with your calendar, allowing potential clients to easily take and book appointments.

### Removing Communication Gap

Automated email and SMS updates keep the clients in touch about upcoming programs, sessions, inspirational content, and other health-related tips. [Jymfyt's](#) platform lets content scheduling and posting go without any manual hassle, allowing consistent and timely note communication and removing any gap between the clients and the trainers.

## Conclusion

Having an automated client onboarding software incorporated in your business is a well-thought-out strategic move which enables and enhances efficiency, consistency, and overall client satisfaction. Taking the maximum and fair advantage of Jymfyt's trainer can easily line up administrative tasks, maintain and organize the client's data, and focus on delivering well-laid-out experiences. So, if you are embracing automation in your business, have a brief idea in your mind that it will not only improve the

ongoing operations but also allow your business to have much scalable growth in the long-term fitness industry.

**Topic:** Base44 Alternatives

**Anchor Text:** AI tools similar to Base44

**Meta Title:** 7 Best Base44 Alternatives for AI App Building (2026)

**Meta Description:** Looking for Base44 alternatives? Explore the best AI app builders that help you move from idea to launch, including tools for full-stack development, no-code apps, and SaaS creation.

## Best Base44 Alternatives for AI App Building (2026)

Most AI-built apps never make it past the stage between demo and deployment. Not because the idea was wrong, but because the tool that generated them was never built for what comes after the applause. The code and UI appear polished, but then everything falls apart when the real users arrive.

Base44 is strong for early-stage generation, but like many tools in its category, it's not always built for what comes after. So if you're searching for [AI tools similar to Base44](#), you've likely already learned the hard way that building an app and being able to launch one are fundamentally different problems.

The market has, however, responded. A new class of AI development platforms has moved past the generation parlor trick and into actual product infrastructure, covering architecture decisions, scalability, deployment pipelines, and growth tooling.

This guide covers the 10 Base44 alternatives that are closing that gap.

### What Makes a Strong Base44 Alternative?

It helps to reset expectations before jumping directly into the list of tools, because not every AI builder is solving the same problem and conflating them is how you end up rebuilding from scratch three months in.

[Base44](#) earns its reputation at the idea stage with fast scaffolding and visible progress as well as quite low friction. But the tools worth switching to aren't competing on generation speed. They're competing on how far they can take you after the initial build, which means backend logic, authentication that doesn't require a separate service, payment infrastructure, and enough stability to survive actual user load.

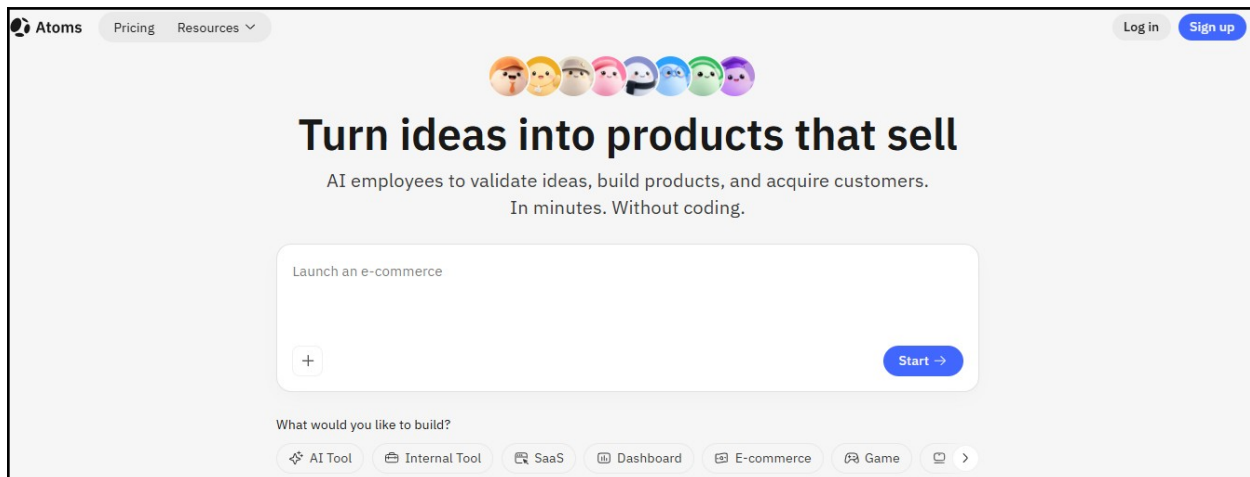
The sharper question isn't "*what else looks like Base44?*" It's whether a platform can carry a product from concept through launch and into iteration without forcing you to stitch together five different tools to cover its gaps. That's the line between a builder and a platform, and it's where most alternatives reveal their ceiling.

The Base44 alternative platforms listed in this guide have been evaluated on the following criteria.

- Can it build a real product and not just a prototype?
- Does it handle backend, authentication, and payments?
- Will it hold up when users start using your product?
- Can you iterate and optimize from inside the same system?

## Top Base44 Alternatives for Building and Launching AI Products

### 1. Atoms



Atoms is built on MetaGPT's multi-agent framework, which changes the underlying model of how AI builds software. Rather than a single model generating output sequentially, Atoms deploys specialized agents in parallel, each assigned a distinct role such as product manager, backend developer, frontend engineer, or researcher. They collaborate within the same workflow, producing more coherent architectural decisions than single-model generators typically do.

Describe your product in plain language and Atoms constructs a working structure across the full stack, covering frontend, backend, authentication, database schema, and payment flows, without requiring external services to fill the gaps.

The infrastructure behind this is Atoms Cloud, a managed backend layer that natively handles authentication, database, storage, serverless deployment, and API generation. A product can move from concept to live with a custom domain in a continuous process. Built-in Stripe-backed payment flows mean monetization is part of the initial build rather than a post-launch integration problem.

Atoms also stands out on the growth side. The websites it generates are SEO-friendly by default, support SSR, and are more GEO-friendly, making them easier for both traditional search engines and AI systems to crawl and index. In addition, Atoms includes an Ads Agent, so users who want to move beyond building and into acquisition and growth can do that in the same platform. That makes Atoms a particularly strong choice for anyone who cares about both product delivery and post-launch growth.

## Best For

- SaaS founders who need a complete product structure without an engineering team behind them
- Non-technical builders who understand what they want to ship but not how the underlying systems connect
- Internal tooling teams building dashboards or workflow automation that needs backend logic
- Early-stage startups that want to validate with a functional product rather than a prototype that can't survive real users

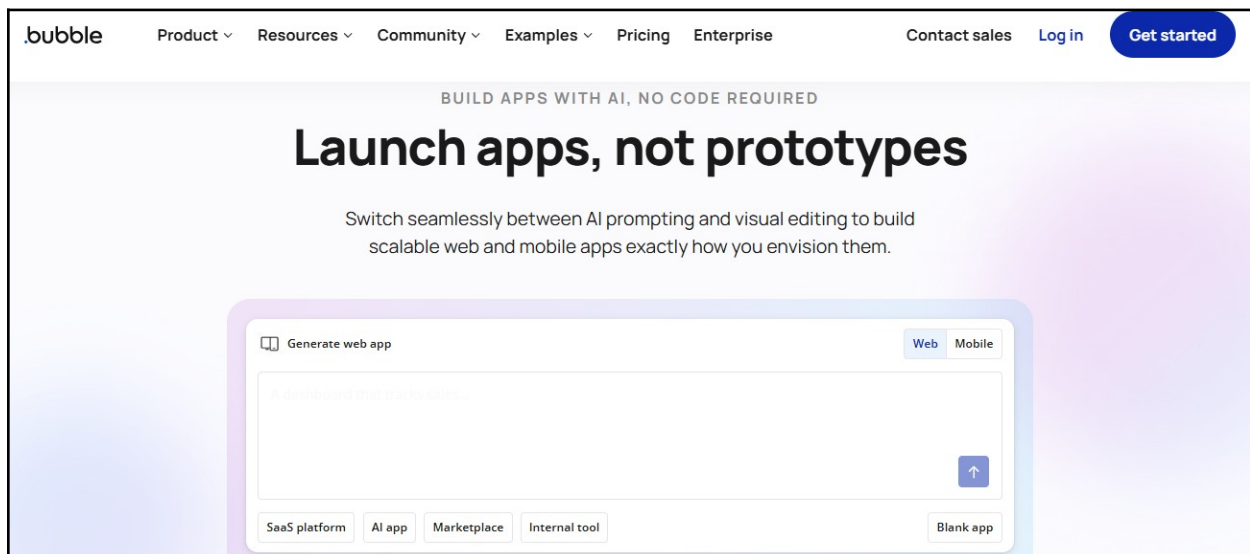
## Where Atoms Fall Short

Atoms is a newer platform, so the ecosystem of community resources and third-party integrations is still maturing compared to established tools which have years of community-built extensions behind them.

Builders with highly specific customization requirements or unconventional architecture needs may find the platform's opinionated structure limiting, particularly if the product requires deep integration with enterprise systems or legacy infrastructure.

The multi-agent approach also means less direct control over individual decisions in the build process, which can frustrate technically experienced users who want to specify exact implementation details.

## 2. Bubble



Bubble has been in the no-code space long enough to have a proven track record and a large user base within an ecosystem of plugins, templates, and community resources that newer platforms simply

haven't had time to build. That maturity shows up in relational database structure and fine-grained control over application behavior that most AI builders abstract away entirely.

The platform lets you define complex conditional logic and build multi-step workflows. You can also structure data relationships with real precision. Bubble gives you the tools to implement without dropping into code for applications that need nuanced business logic.

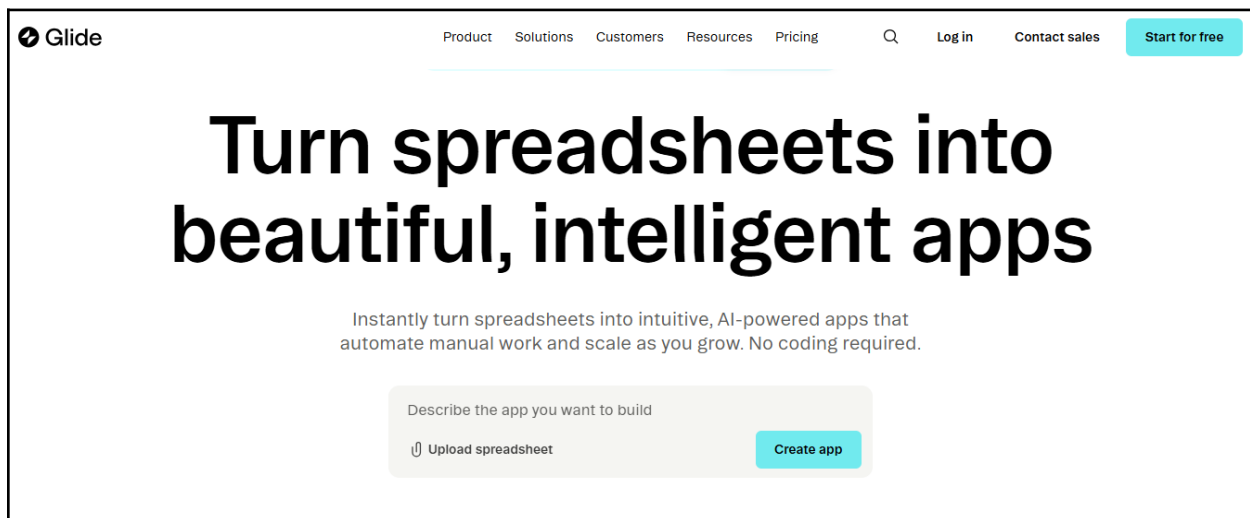
### Best For

- Builders who want ownership over every layer of their application's logic
- Agencies and freelancers delivering custom client products at scale
- Teams building complex workflows involving multi-step automation, conditional branching, or intricate user permissions
- Products with long runways where investing time in the platform pays off over months of iteration

### Where Bubble Falls Short

Bubble won't get you to launch fastest because it is not an instant-generation tool. Building something polished requires learning how the system thinks, which has a steeper initial curve than most AI-first alternatives. The payoff is a level of control and customizability that few no-code platforms match.

## 3. Glide



Product Solutions Customers Resources Pricing Q Log in Contact sales Start for free

# Turn spreadsheets into beautiful, intelligent apps

Instantly turn spreadsheets into intuitive, AI-powered apps that automate manual work and scale as you grow. No coding required.

Describe the app you want to build

Upload spreadsheet Create app

Glide occupies a specific and well-defined niche of turning structured data into functional applications without requiring design or development experience. Connect a Google Sheet or Airtable base, then configure the interface and you have a working app in hours. That pipeline is fast and it's hard to beat on speed-to-functional for the right use case.

The platform's design system is clean and consistent, so the output looks professional without manual styling. Glide removes almost every barrier between the data and a deployable interface for teams that need to move quickly and already have their data organized.

### Best For

- Internal tools and dashboards where the priority is utility over complexity
- Operations teams that need to surface data from spreadsheets without involving engineering
- Field-facing apps for support teams that need simple mobile interfaces
- Rapid prototyping where validating a concept matters more than architectural depth

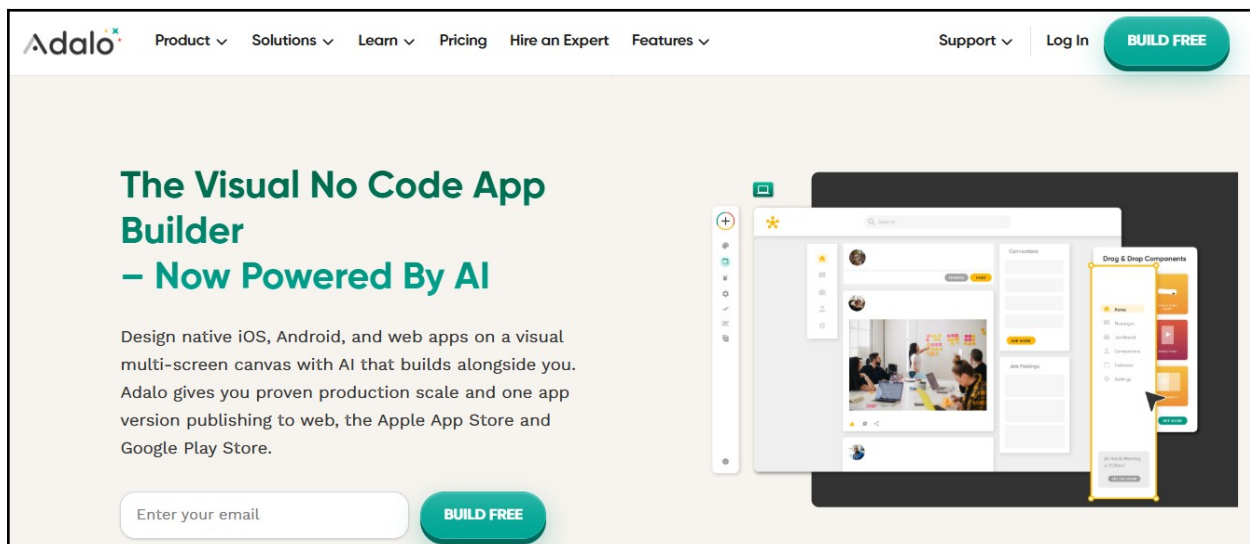
### Where Glide Falls Short

Glide's speed comes from constraints. The moment your product requires complex conditional logic and relational data structures beyond what a spreadsheet can model, or even backend functionality that goes past basic CRUD operations, the platform starts showing its limits.

It is not built for products that need to scale or evolve into something architecturally complex.

Teams that start in Glide often find themselves migrating out of it once the product outgrows what structured data and a clean UI can carry.

## 4. Adalo



Adalo is one of the more accessible entry points into no-code mobile app development.

The platform is built around a drag-and-drop component system with a library of prebuilt UI elements and basic database functionality that covers the fundamentals of a functional mobile product. The

onboarding experience is among the most intuitive in the no-code space for someone building their first app without a development background.

The mobile-first orientation is a differentiator at the entry level. Most no-code platforms treat mobile as a responsive afterthought but Adalo treats it as the primary canvas which shows up in how components are structured and how workflows are configured for touch interfaces.

### Best For

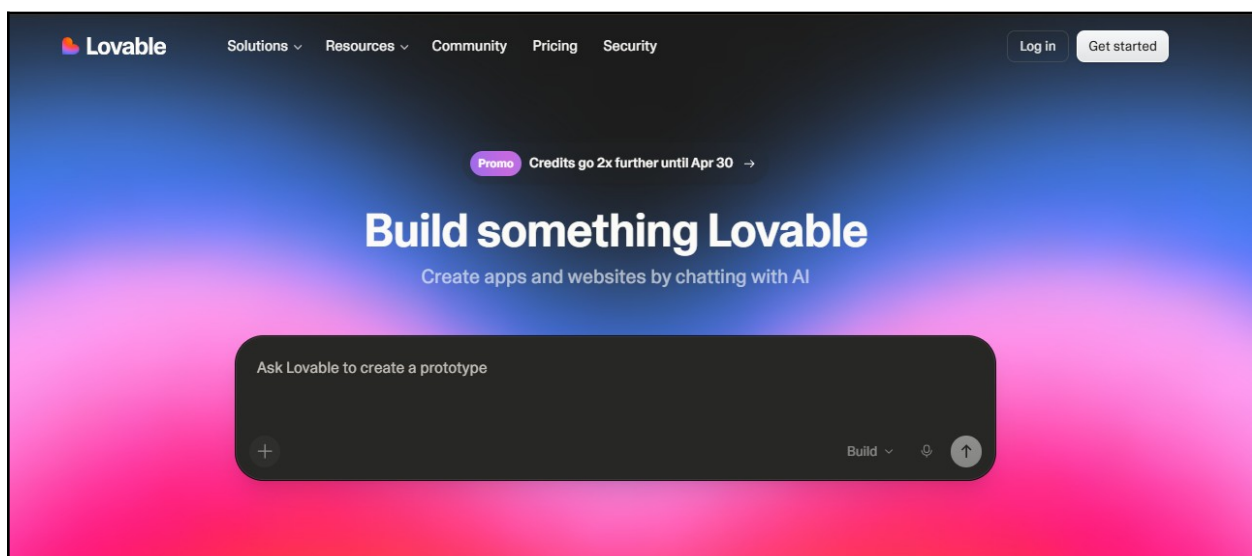
- First-time builders validating a mobile app concept without committing to a development team.
- MVP development where speed to testable product matters more than long-term architecture
- Community and marketplace apps that rely on user profiles and basic transactional flows
- Entrepreneurs who need to demonstrate a concept to investors or early users before committing to a full build

### Where It Falls Short

Adalo's accessibility has a structural cost. Performance degrades noticeably as database size and user load increase, which is a fundamental limitation rather than a configuration problem.

The platform's backend is not designed to handle the level of query complexity or concurrent usage a growing product demands. Custom functionality beyond the component library requires workarounds that add fragility and the plugin ecosystem doesn't close the gap for anything beyond standard use cases.

## 5. Lovable



Lovable is part of the generation of AI-first builders that emerged as the technology matured past simple code completion and into full application scaffolding. The platform is built around natural language input, converting product descriptions into working frontend interfaces quickly enough to make it useful for early-stage ideation and rapid concept validation.

The generated output is cleaner than that of many comparable tools, and the interface keeps the iteration loop tight so you can refine what's been generated without starting from scratch.

### **Best For**

- Early-stage founders who need a functional concept to show investors or early users before committing to a full build
- Product designers who want to prototype interaction flows with real frontend output rather than static mockups
- Non-technical founders validating whether a product idea is worth pursuing before investing in engineering resources
- Hackathons and time-constrained builds where speed of output is the primary constraint

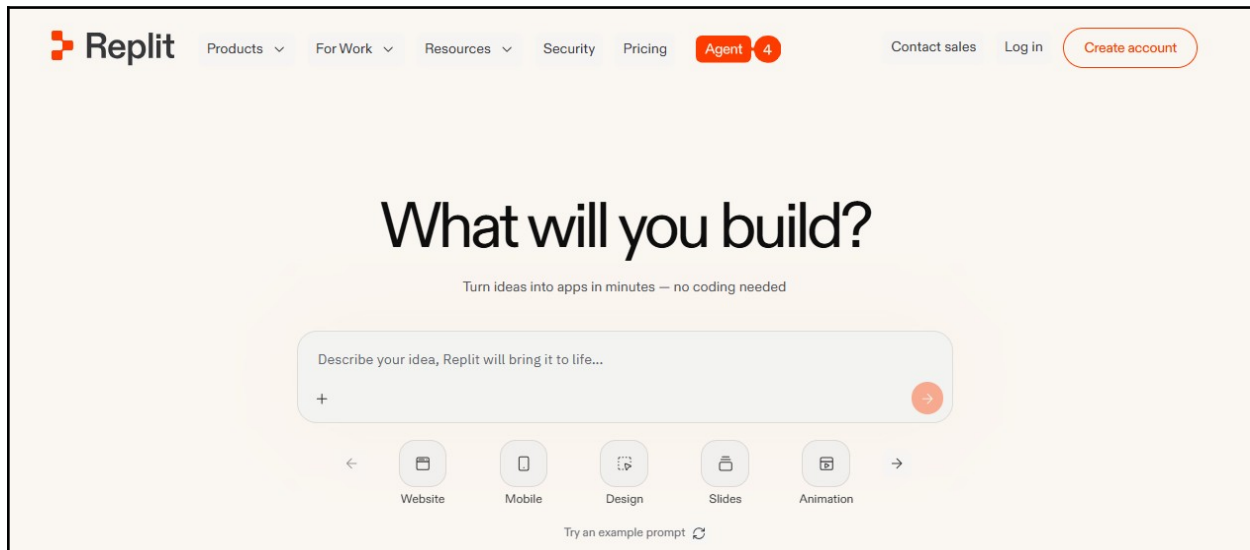
### **Where It Falls Short**

Lovable is still consolidating its position as a production-ready platform, and that gap is visible in what the tool prioritizes.

Backend depth, authentication systems, database architecture, and scalable infrastructure are not its strengths, and the platform has not yet demonstrated the track record that more established tools carry.

What it generates is often impressive at the surface level but requires significant additional work to become a product that survives real users and loads. It is a fast ideation engine and an increasingly capable one, but treating it as a full product platform at this stage means working ahead of what it has proven it can reliably deliver.

## 6. Replit



Replit occupies a different position in this landscape than most tools on this list. It is not a no-code platform or a pure AI generator. It is a cloud-based development environment that integrates AI assistance deeply into the coding workflow, making it relevant for builders who want technical control without manually managing dependency conflicts or deployment configurations.

The platform supports dozens of programming languages and runs entirely in the browser. It also handles hosting and deployment natively.

Its AI features, including code generation, debugging assistance, and natural language-to-code conversion, are layered on top of a development environment.

### Best For

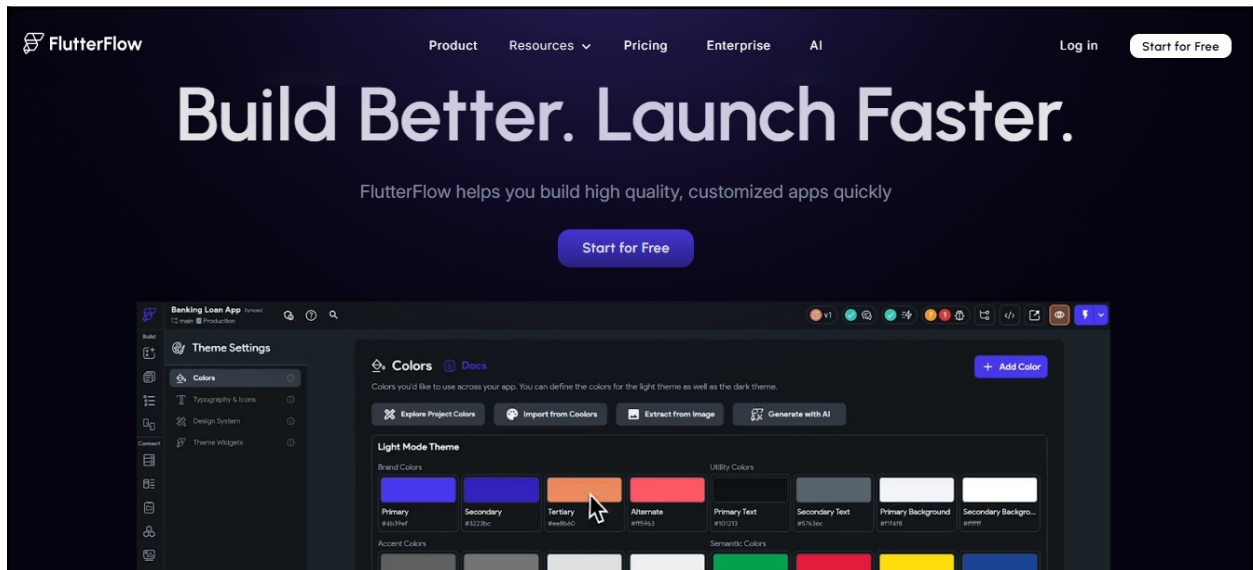
- Technical founders and developers who want AI acceleration without sacrificing control over the codebase
- Teams prototyping complex backend logic that no-code platforms cannot model accurately
- Developers building APIs or automation scripts that require programming flexibility
- Students and self-taught engineers who want a low-friction environment for learning and building simultaneously
- Projects requiring custom integrations where the logic is too specific to fit inside a pre-built template system

### Where It Falls Short

Replit's power comes with a prerequisite of technical comfort. Non-technical builders will find the environment unfamiliar. The AI assistance also assumes you can read and evaluate the code it produces.

The platform also has limitations at the enterprise scale end, where more robust infrastructure and team management tooling become necessary. Replit is the wrong starting point regardless of how strong its AI features are for builders who want to avoid touching code entirely.

## 7. FlutterFlow



FlutterFlow is built on Google's Flutter framework, which means the applications it produces are not web views dressed up as mobile apps. They are natively compiled which translates directly into performance characteristics such as smoother animations and faster load times.

The cross-platform output from a single codebase is also a significant practical advantage for anyone targeting iOS and Android simultaneously.

The platform offers more structural control than entry-level no-code tools through a visual builder that exposes real Flutter widgets and API integrations. All while stopping short of requiring you to write Flutter code from scratch. Developers can drop directly into the codebase when the visual builder reaches its limits.

### Best For

- Founders targeting mobile-first markets who need native performance without a dedicated Flutter development team
- Agencies building client applications across iOS and Android without maintaining separate codebases

- Teams with some technical capacity who want visual development speed without surrendering the ability to customize at the code level
- Products where UI quality is a competitive factor, particularly consumer-facing apps where animations and responsiveness directly affect retention
- Developers already familiar with Flutter who want to accelerate their workflow without abandoning the framework entirely

### **Where It Falls Short**

FlutterFlow's configurability is also its source of friction. Getting a complex application properly structured, with backend connections and state management, requires sufficient technical understanding to make it inaccessible to non-technical builders.

It is not the fastest path to a functional product, and for builders who prioritize launch speed over native performance, that trade-off may not be worth it.

### **Final Thoughts**

Starting simple is not the problem. The problem is mistaking a prototype for a product and losing months to a rebuild that should never have been necessary.

The AI tools similar to Base44 that will serve you from this point forward are built around the full product lifecycle, not just the exciting first hour. So map what you actually need against what each platform can credibly deliver because the cost of choosing the wrong tool compounds fast.

Launching with infrastructure that doesn't force a rebuild the moment you succeed is a strategy worth every minute you spend getting the decision right.

### **Most Asked Queries About Base44 Alternatives**

#### **Is Base44 good for building real applications?**

Base44 is well-optimized for early-stage ideation and rapid prototyping. Where it starts to show limits is in scalability and deployment control. Teams building beyond the prototype stage consistently run into constraints in data architecture and production readiness that require either significant workarounds or a platform migration.

#### **Which AI builder is best for non-technical users?**

Atoms and Glide are the most accessible options for builders without a development background. Glide is faster for data-driven interfaces. Atoms goes further to cover backend logic, authentication, and payments within the same system.

## **Can I build and launch a SaaS product without coding?**

Yes, with the right platform. The critical distinction is whether the tool handles backend infrastructure and payment processing natively or expects you to integrate those separately. Platforms like Atoms are built around the full SaaS stack.

## **What should I look for in a Base44 alternative?**

Prioritize platforms that cover the full stack. The questions you should ask before committing are whether the platform handles backend logic, how it manages authentication and user permissions, what the deployment process looks like, and whether the architecture can scale without a rebuild.

**Topic:** Best Vibe Coding Tools

**Anchor Text:** tools for rapid app building, turn ideas into prototypes

**Meta Title:** Best Vibe Coding Tools for Rapid App Building

**Meta Description:** Discover the best vibe coding tools that let you build apps using natural language. Explore platforms designed for rapid app building, prototyping, and launching real products without traditional coding.

## Build Apps Faster With the Best Vibe Coding Tools

Writing code from scratch is no longer the standard starting point to assemble an idea. A sentence prompt is becoming a more common starting point. That behavioral change is fueling the surge in [tools for rapid app building](#).

You don't open a blank file and contemplate syntax. You open a prompt and describe intent as a rough idea or a product vision that's been living in a notes app for six months. Within minutes, something functional is staring back at you. The promise, though, remains unevenly delivered. Plenty of platforms can produce a prototype that elicits a reaction during a demo. Far fewer can sustain that momentum past the first impressive output.

### How Does Vibe Coding Bridge the Gap Between Ideas and Execution?

Software development followed a predictable path for a long time. You learned a language, committed to a framework, assembled the necessary pieces, and gradually shaped something worth using. No-code tools arrived and lowered the barrier considerably, but they still demanded that you think in systems and deliberate structure. The mental model had to be yours.

Vibe coding disrupts something more fundamental than the workflow. It compresses the distance between what you can imagine and what you can actually bring into existence.

Rather than translating an idea into a sequence of technical decisions, you describe the outcome you're after and let the system determine how to get there. That doesn't dissolve complexity. It relocates it, pushing it behind the interface and out of your immediate path.

The distinction matters enormously in practice, because not every AI-powered builder operates this way. Some tools are exceptionally good at acceleration while being terrible at longevity. They get you to [turn ideas into prototypes](#) at real speed, then leave you stranded the moment requirements shift or the project evolves.

## What to Look for in Tools for Rapid App Building

A tool earns the label "effortless" when it removes decisions you shouldn't need to make in the early stages of building. Choosing a database schema before you've validated a single user interaction is not a problem the builder should be solving. Configuring deployment infrastructure before the product even has a shape is not a reasonable tax on creativity.

So if you're still manually stitching those foundational pieces together, you aren't saving time in any meaningful sense. You're just redistributing the workload.

The better platforms handle all of this invisibly. You describe what you want, and the system simultaneously assembles the interface and the underlying structure.

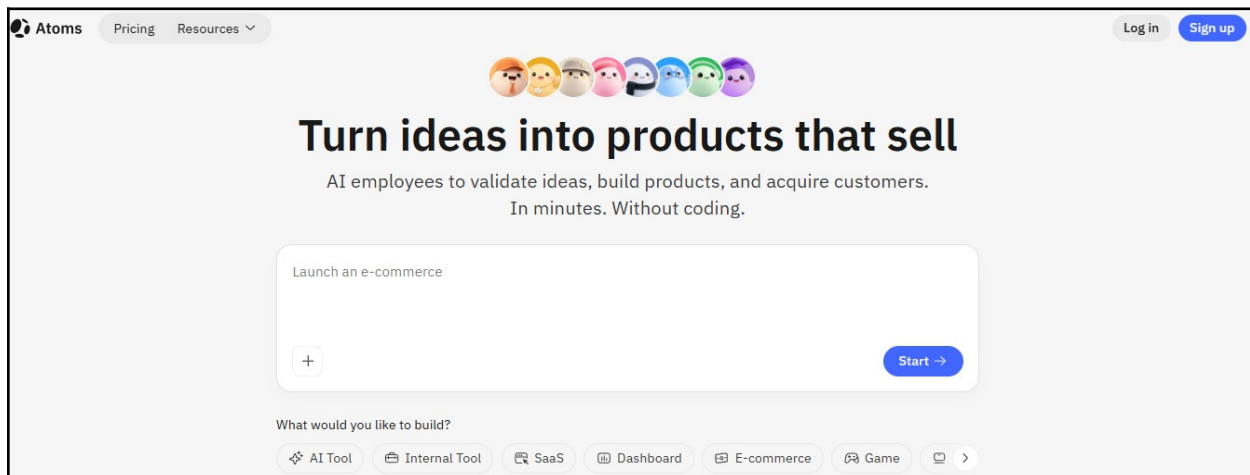
Iteration quality is the second dividing line, and it's just as revealing. The best vibe coding tools make refinement feel low-risk. You adjust and redirect without the creeping anxiety that changing one thing will break three others.

The third test is continuity. Can a single platform take you from an initial idea to a functional product without forcing a tool switch in the middle? That handoff moment, when you outgrow one platform and have to migrate to another, is precisely when most builders hit the ceiling of their ambition.

The tools covered below each approach these challenges with different priorities.

## Best Vibe Coding Platforms for Modern Builders

### 1. Atoms for Full Stack AI App Building



Built on the MetaGPT framework, Atoms approaches development through a multi-agent system rather than a single AI model. Distinct roles operate simultaneously behind the scenes, each handling a different dimension of the build.

## Standout Features

- Multi-agent workflow spanning roles like PM, developer, researcher, and marketer
- Natural language input that generates complete full-stack applications
- Managed backend through Atoms Cloud, covering authentication, databases, storage, and APIs
- Built-in payment flows for monetization
- One-click deployment with custom domain support
- SEO-ready output with integrated growth tool

The multi-agent architecture changes how decisions get made during a build. You get a coordinated development process and more stable results, particularly for applications that require coherent frontend and backend logic working in concert.

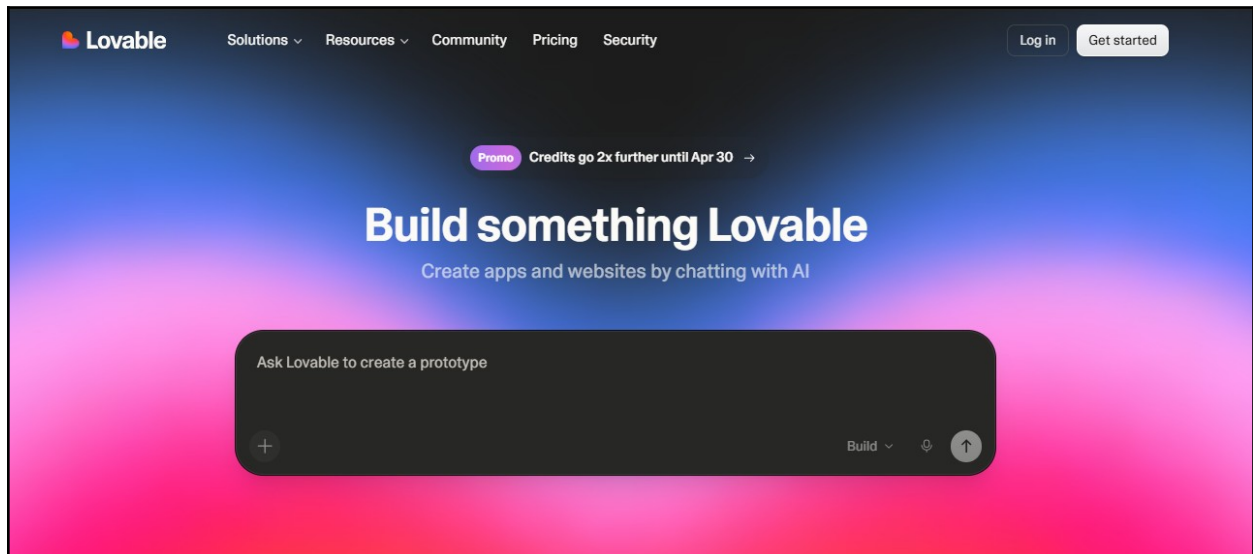
Atoms Cloud eliminates the need to wire up third-party services for foundational functions like authentication or file storage, and that alone meaningfully shortens the distance between an idea and a live product. What separates Atoms from most of its peers is the refusal to stop at generation. The platform includes features explicitly oriented toward launch and post-launch growth.

## Limitation

Where it may not fit everyone is in flexibility. The system is opinionated, which helps speed things up but can feel restrictive for developers who want full control over every detail.

The ecosystem is also still growing compared to more established platforms.

## 2. Lovable for Fast UI Prototyping



Lovable leans heavily into immediacy. It's designed to take an idea and turn it into something visible as quickly as possible, often within minutes.

### Standout Features

- Natural language interface for app generation
- Modern frontend output
- Fast iteration cycles
- Simple refinement process

The strength of Lovable is how quickly it makes ideas tangible. You don't need to think about structure or architecture upfront. You describe the product, and the system produces a working interface that you can tweak almost instantly.

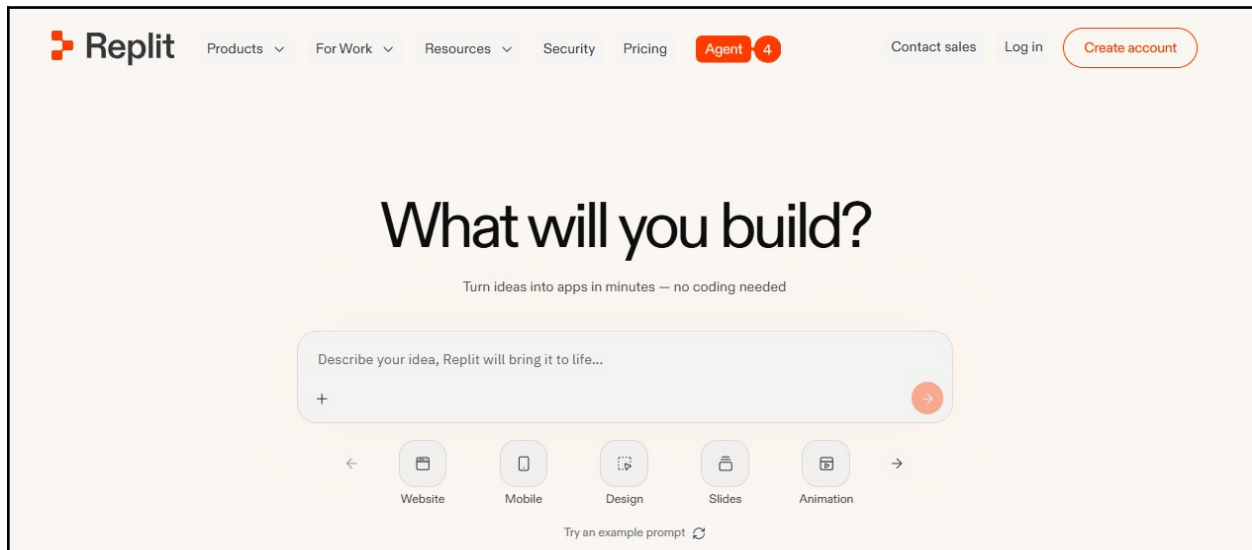
That makes Lovable particularly well-suited to the early stages of a project, when the goal is still exploration rather than execution. Stress-testing a user flow or presenting something convincing to stakeholders before committing to a full build are scenarios where Lovable performs well.

### Limitation

The moment the platform begins to show its boundaries is when a project needs to graduate beyond that initial phase. Backend systems and scalability are not where Lovable focuses its energy.

What it produces is visually impressive and immediately useful, but converting that output into a fully production-ready product will require additional tools or a more capable platform waiting further down the pipeline.

### 3. Replit for Flexible AI-Assisted App Development



Replit occupies a considered position between traditional development and vibe coding. It doesn't abstract code away entirely. It makes working with code considerably faster and more approachable.

#### Standout Features

- AI-assisted coding and debugging throughout the development process
- Complete browser-based development environment requiring no local setup
- Built-in hosting and deployment
- Support for a wide range of programming languages

The core appeal of Replit is flexibility without the setup tax. You are not working within the constraints of templates or predefined structures. You get a full development environment with capable AI assistance layered on top, so your ambition determines the ceiling of what you can build.

That makes it a strong option for builders who want meaningful control over what they're creating but have no interest in spending an afternoon configuring environments or wiring up deployment pipelines. You can move from prototype to a deployed product without ever leaving the browser.

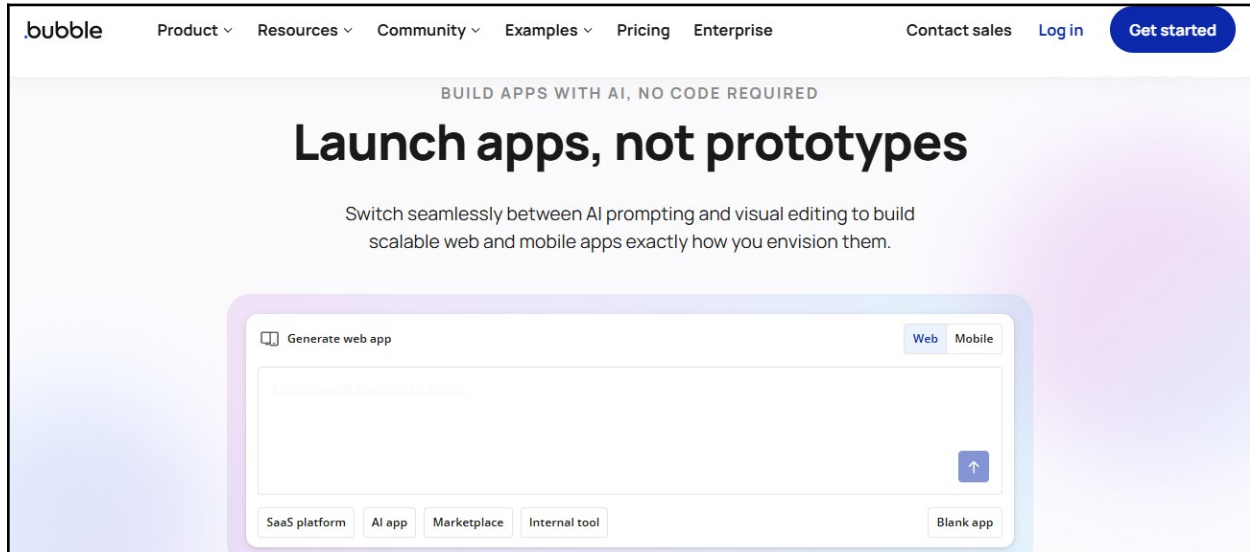
#### Limitation

Replit still operates with the assumption that you're comfortable in the general vicinity of code.

You don't need to be an experienced engineer, but if reading or modifying code feels foreign, the experience will be less fluid than on platforms built entirely around natural language input. It rewards

technical curiosity and can considerably accelerate an experienced developer, but it isn't designed to replace technical understanding so much as amplify it.

## 4. Bubble for No-Code App Development at Scale



Bubble has been around long enough to earn an established reputation, which in a landscape as crowded and short-lived as no-code development is itself a meaningful credential. It doesn't align closely with the vibe coding model, but it occupies an important and distinct position in the broader ecosystem.

### Standout Features

- Detailed workflow and logic customization
- Strong database structuring and management
- Extensive plugin ecosystem

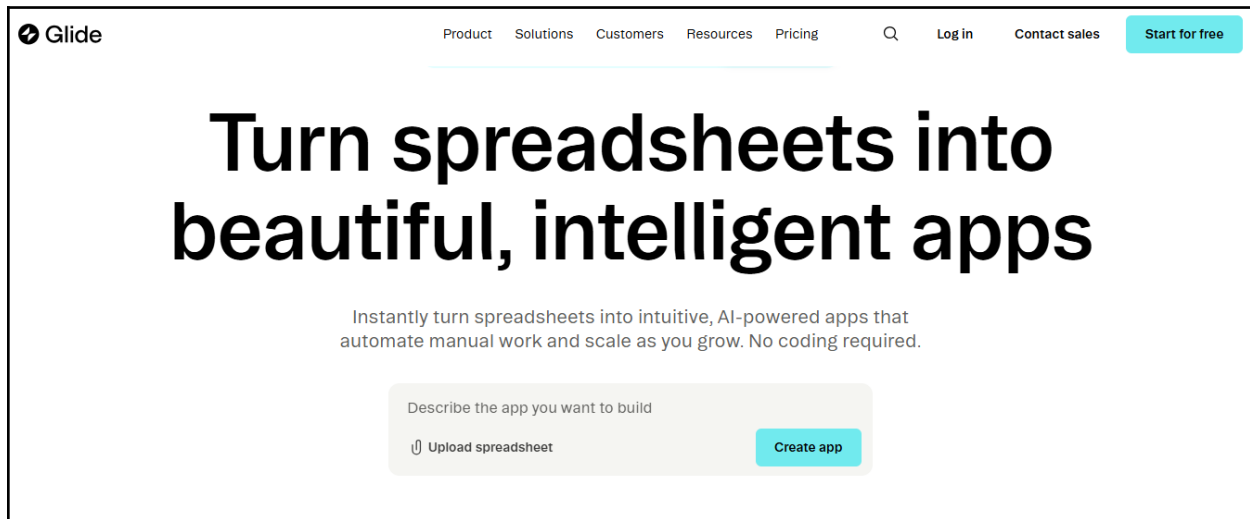
What Bubble offers is control, and it offers it at a level that most newer platforms aren't yet equipped to match. You can define complex conditional logic and construct multi-step processes without writing a line of code.

Applications that need to handle business complexity and support non-trivial user interactions tend to feel more at home here than on platforms optimized purely for rapid generation.

### Limitation

The experience is less about instant output and more about methodical construction, which is a legitimate approach to building software but a very different one from the prompt-and-generate model that defines the current moment. Whether that trade-off is acceptable depends entirely on what you're building and how much longevity you need from it.

## 5. Glide for Simple Apps Built From Spreadsheets



Glide is built around simplicity. It connects structured data to a user interface and produces a working app with minimal effort.

### Standout Features

- Converts spreadsheets into fully functional applications
- Consistent design output
- Exceptionally fast setup from data to deployed product

Glide is difficult to compete with in terms of speed for internal tools and simple applications. That is a meaningful proposition for organizations that need operational tools quickly and don't have the appetite or resources for a full development cycle.

### Limitation

The platform is deliberately optimized for simplicity, and that optimization comes at the cost of depth.

Once a project requires advanced conditional logic or meaningful capacity to scale, the constraints become difficult to work around. Glide performs best when the use case is well-defined and relatively stable, and it serves that use case with competence. It is not, however, a platform designed to grow with a product through multiple phases of ambition.

## Why Speed Alone Fails in App Development?

Speed is the most visible advantage that vite coding tools offer, and it is also the one most likely to mislead you into a false sense of progress.

Generating something functional in minutes produces confidence that is difficult to interrogate in the moment. The problem rarely announces itself early. It surfaces later, when the product needs to handle data at volume or evolve beyond the structural assumptions baked into that first rapid output.

Tools engineered for instant output tend to simplify the systems running beneath the interface, which is precisely what makes them fast and fragile under pressure. Tools designed to support long-term growth tend to require more upfront structural investment, which feels slower at the start but is considerably more defensible six months into a product's life.

Neither position is wrong. Both are legitimate approaches to a real problem, but treating them as interchangeable when they optimize for fundamentally different outcomes is a mistake.

## **Final Thoughts on Vibe Coding Tools**

Vibe coding tools have meaningfully changed the early shape of product development. The distance between a concept and something tangible has collapsed in ways that would have seemed unreasonable to predict even a few years ago. But the speed of inception was never the complete definition of a useful tool. It was always just the most marketable one.

The platforms that earn sustained respect are the ones that remain useful after the first version exists. They support iteration and absorb complexity behind the interface rather than deferring it to the builder at the worst possible moment. And they don't quietly architect a situation where growth becomes the trigger for a complete rebuild.

## **Users Also Ask**

### **What is vibe coding in simple terms?**

Vibe coding is the practice of building applications by describing what you want in natural language prompts rather than constructing it through manual code. You communicate intent and the system interprets that input to generate the underlying structure and functionality on your behalf.

### **Can vibe coding tools replace developers?**

They can reduce the need for manual coding in many cases, especially for simple or early-stage projects. But technical expertise remains valuable and often necessary for non-standard requirements or complex systems at scale.

### **Are these tools suitable for startups?**

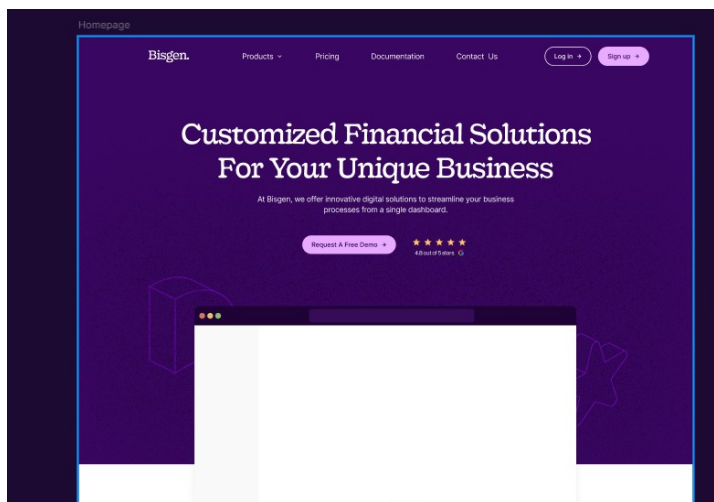
Strongly so, especially during the validation and rapid-iteration phases, where moving quickly carries more strategic value than architectural perfection. Several platforms in this space are also capable of

supporting full product development, which means they can remain relevant well beyond the initial prototype.

### **Do I need coding skills to use these tools?**

Not as a baseline requirement. The majority of vibe coding platforms are deliberately designed to be accessible to non-technical builders. That said, platforms offering greater flexibility and configurability will tend to reward some familiarity with development concepts, even if they don't demand formal engineering experience.

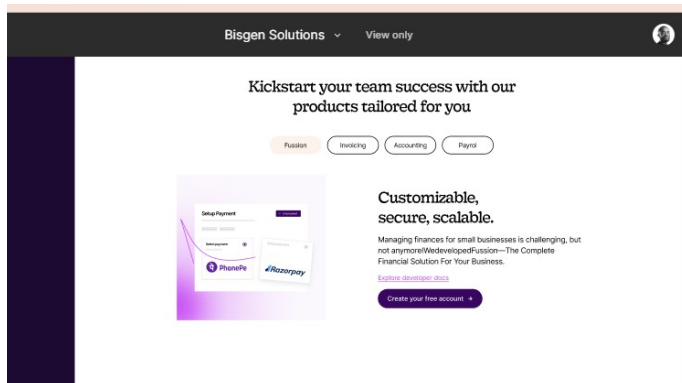
## Image 1-Home Page



### Do Effortless Financial Management, Get Endless Business Growth

Get the seamless experience of having simple but perfect solutions for your business needs.

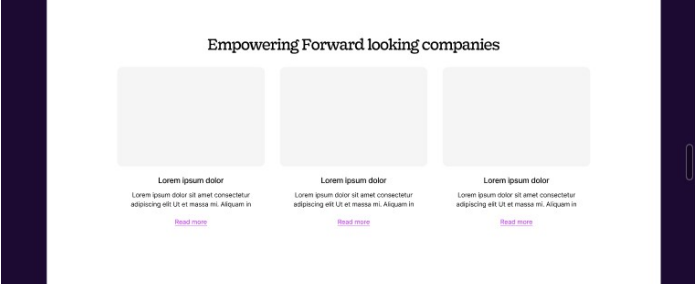
CTA: Get Started



### Simplify business invoicing and get secure financial management solutions

Bisgen is a platform that can empower you to manage your finances with confidence. Let's do effortless financial management and take your business to the top! Because now you can focus on growing your business.

CTA button: **Request A Free Demo Now!**

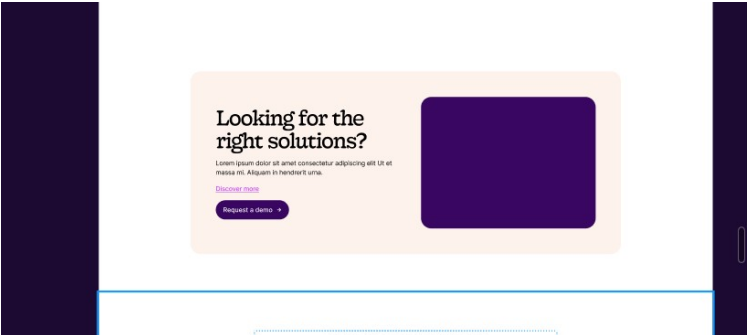


## People We Work With

Client 1

Client 2

Client n

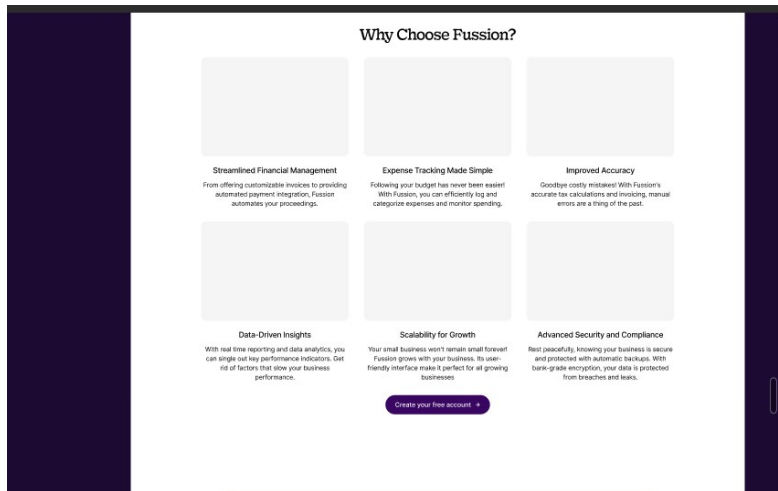


## Customized Financial Solutions For Your Unique Business

At Bisgen, we understand that every business is different and so are your financial management needs! That is why, we offer innovative digital solutions that help you streamline your business processes---all from a single dashboard.

CTA button: **Request A Free Demo Now!**

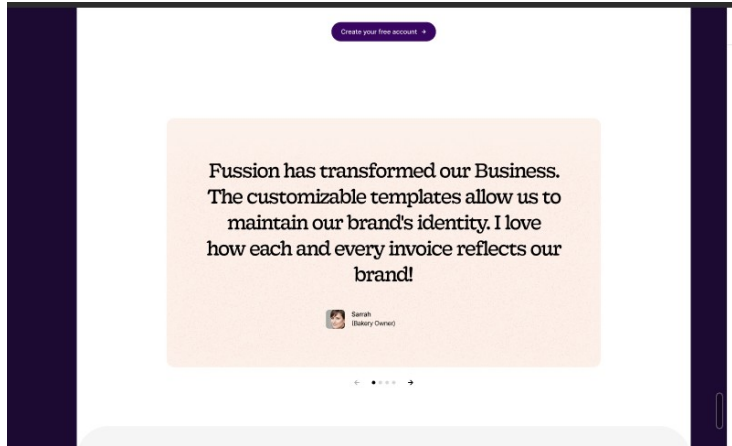
### Our Products



## Why Choose Fussion

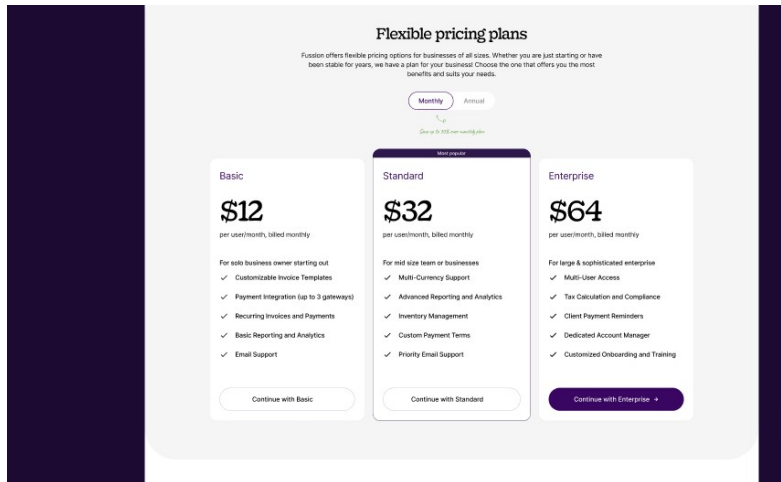
<p><b><i>Simple Invoicing</i></b></p> <p>Professional invoice creation and sending are quick and easy now.</p>	<p><b><i>Automated Accounting</i></b></p> <p>Forget worries about your accounting mattress. Let Fussion play with the numbers. And you focus on the plans to take your business to the top.</p>	<p><b><i>Detailed Reporting</i></b></p> <p>Get a quick, detailed, and real-time overview of your business growth.</p>
<p><b><i>Security and Scalability</i></b></p> <p>Fussion is secured and scalable for your business. Data protection is the top priority, and your business's growth is Fussion's pride.</p>	<p><b><i>Advanced Security and Compliance:</i></b></p> <p>Rest peacefully, knowing your business is secure and protected with automatic backups. With bank-grade encryption, your data is protected from breaches and leaks.</p>	<p><b><i>Custom Payment Terms</i></b></p> <p>One size DOESN'T fit all. Schedule custom payment options for all your clients, helping them manage expectations and streamline your cash flow. With automated reminders and timely reminders, ensure that your payments are never late!</p>

CTA Button: [Try Now](#)



## Customer Testimonial

- Fussion has transformed our Business. The customizable templates allow us to maintain our brand's identity. I love how each and every invoice reflects our brand! -**Sarrah (Bakery Owner)**
- The recurring invoices feature is a lifesaver! I can't believe I used to spend hours scheduling every payment. I can now automate billing for all my subscribers without lifting a finger. - **Jack (SaaS Provider)**
- Fussion has to be the best investment I've made for my business. Scheduling payments have been more manageable. I can set reminders for my clients without having to follow up personally. It oozes professionalism and saves so much time. - **Alyra (Freelance Graphic Designer)**
- I specifically enjoy the multi-access feature. I can be in whichever corner of the world and still control my financial records. I sleep peacefully, knowing that employees can work on financial records without complete access to them. - **Maya( small Business owner)**
- Invoicing is crazy! Bisgen's "Fussion" has simplified invoicing, bookkeeping, and reporting. Now, I only focus on plans that will help my business development. -**Lisa M. (Small Business Owner)**
- Handling my business financial records was never that easy before Bisgen Solution. I switched to Fussion, and it changed my life. The invoicing and reporting features are incredible. -**John D., (Solopreneur)**



## Pricing Page

### Flexible Pricing Plans

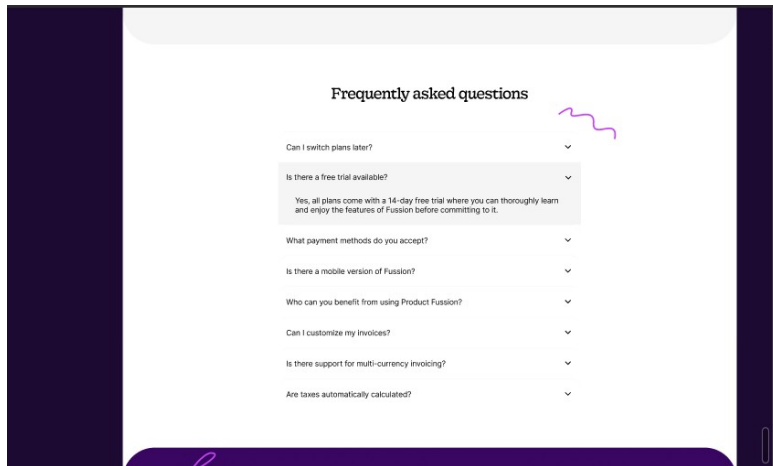
#### Choose your Plan

Fussion offers flexible pricing options for businesses of all sizes. Whether you are just starting or have been stable for years, we have a plan for your business! Choose the one that offers you the most benefits and suits your needs.

<b>Basic Plan: \$12 per user/month</b>	<b>Standard Plan: \$32 per user/month</b>	<b>Enterprise Plan: \$64 per user/month</b>
<p>For Solo Business Owners Starting out</p> <ul style="list-style-type: none"> <li>• Customizable Invoice Templates</li> <li>• Payment Integration (up to 3 gateways)</li> <li>• Recurring Invoices and Payments</li> <li>• Basic Reporting and Analytics</li> <li>• Email Support</li> </ul>	<p>For Solo Business Owners Starting out</p> <ul style="list-style-type: none"> <li>• Multi-Currency Support</li> <li>• Advanced Reporting and Analytics</li> <li>• Inventory Management</li> <li>• Custom Payment Terms</li> <li>• Priority Email Support</li> </ul> <p><b>CTA Button: Buy Now</b></p>	<p>For Solo Business Owners Starting out.</p> <ul style="list-style-type: none"> <li>• Multi-User Access with Custom Permissions</li> <li>• Tax Calculation and Compliance</li> <li>• Client Payment Reminders</li> <li>• Dedicated Account Manager</li> <li>• Customized Onboarding</li> </ul>

**CTA Button: Buy Now**

and Training  
**CTA Button: Buy Now**



## Frequently Asked Questions

### ***Can I switch plans later?***

Yes, you can always upgrade or downgrade plans according to your business requirements.

### ***Is there a free trial available?***

Yes, all plans come with a 14-day free trial where you can thoroughly learn and enjoy the features of Fussion before committing to it.

### ***What payment methods do you accept?***

We accept all payment methods, including credit/debit cards, bank transfers, and popular payment gateways.

### ***Is there a mobile version of Fussion?***

Yes, Fussion also has a mobile version. The mobile version has a dynamic interface that can adjust to the smaller phone screen size. Now, you can run your business anywhere, anytime!

### ***Who can benefit from using Product Fussion?***

Fussion is developed with small and growing businesses in mind. It's ideal for freelancers, small companies, growing startups, and large enterprises looking to automate invoicing and payment processes.

### ***Can I customize my invoices?***

Yes, Fussion allows invoice customization. You can easily change the fonts, colors, and logos and add terms and conditions to match your brand.

### ***Is there support for multi-currency invoicing?***

Yes, you can send invoices in different currencies. It makes it easier to do business with international clients. Fussion automatically handles conversion rates, saving you from additional trouble.

### ***Are taxes automatically calculated?***

Yes, Fussion automatically calculates taxes as per the current compliance laws. Taxes are calculated based on the client's location so you can run your business stress-free.

# Product Page

## FUSSION

---

*Effortless Invoicing and accounting solutions for your growing business*

---

### ***Customizable, secure, scalable.***

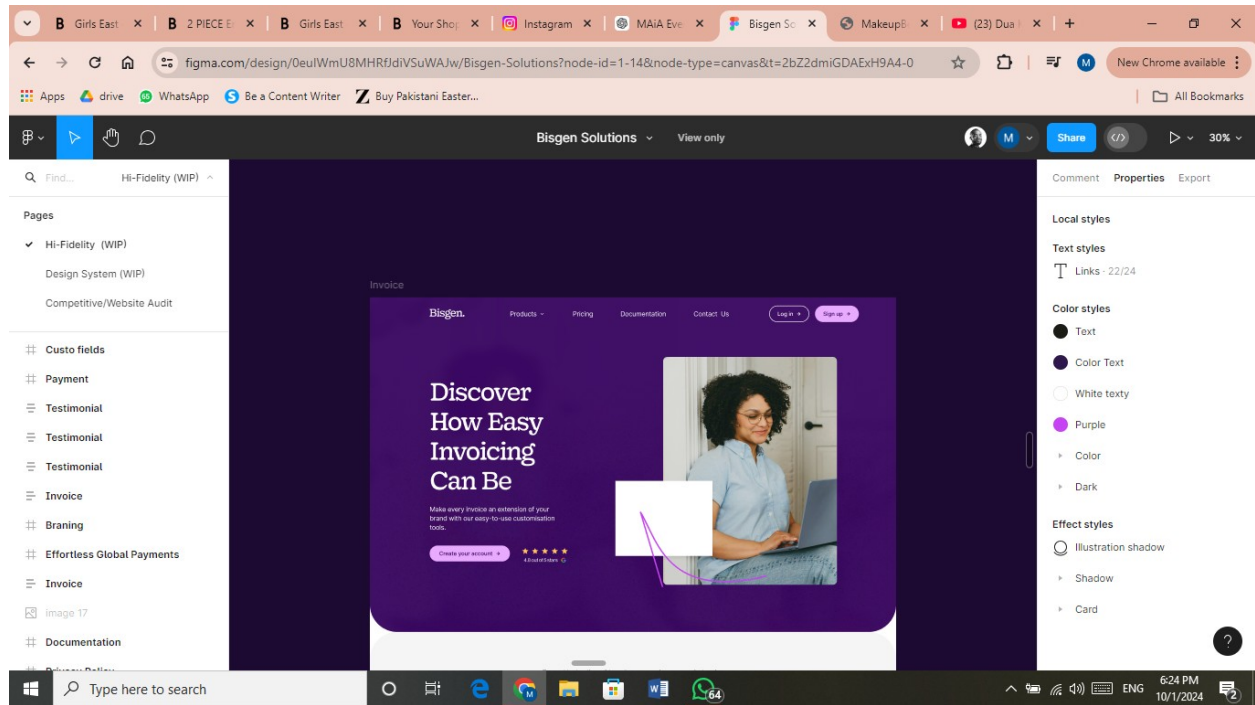
Manage finances, streamline payments, and keep your business running smoothly with Fussion. Our one-of-a-kind Bisgen Solution helps your small business reach new heights by making smart financial decisions.

Optimized with the latest technology, Fussion aims to handle your finances with confidence, efficiency, and precision. From customer collections to payments, Fussion is your digital partner in business management.

### **Unlock Your Potential Today**

**CTA Button:** [Schedule Your Free Demo!](#)

## Product Overview



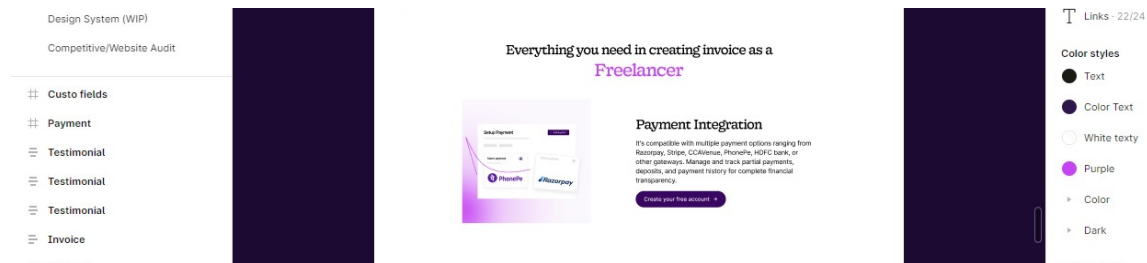
## Simplify your business management with Fussion.

From sending price estimates to automating billing processes, Fussion is here to streamline your cash flow processes and simplify business management!

**CTA Button: Join the Fussion Revolution**

**CTA Button: [Sign Up Now!](#)**

## Key Features



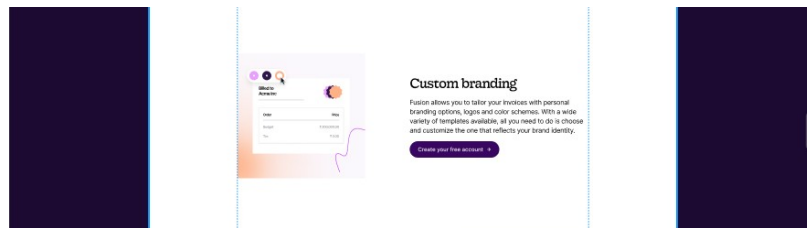
## All You Need To Simplify Your Finances

### ***Enhanced Cash Flow:***

Following your budget has never been easier! With Fussion, you can efficiently log and categorize expenses and monitor spending. Its streamlined record-keeping generates detailed reports and tracks expenses.

### **See for Yourself and Transform Your Billing!**

**CTA Button:** [Request Demo!](#)

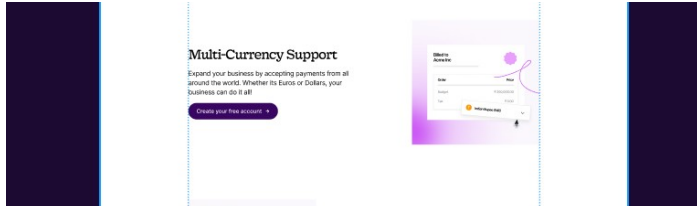


### ***Seamless Payment Integration:***

It's compatible with multiple payment options ranging from Razorpay, Stripe, CCAvenue, PhonePe, HDFC bank, or other gateways. Manage and track partial payments, deposits, and payment history for complete financial transparency.

### **Ready to Simplify Your Workflow?**

**CTA Button:** [Contact Us Today](#)

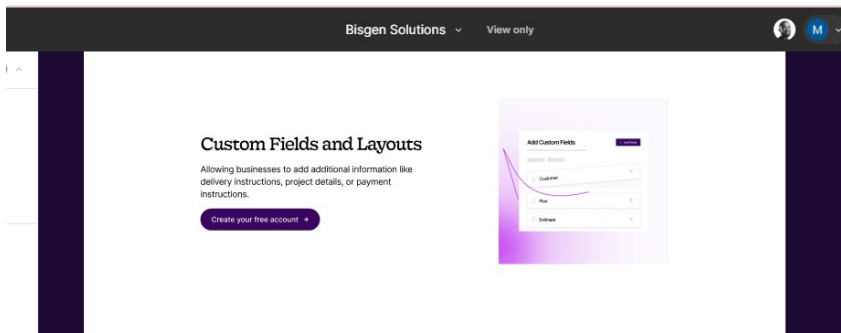


### ***Real-Time Financial Reporting:***

Never go wrong with a financial report! Fussion provides dynamic cash flow summaries, including profit and loss statements and balance sheets to forecast future financial needs.

**Elevate Your Business Now**

**CTA Button:** [Request Demo!](#)

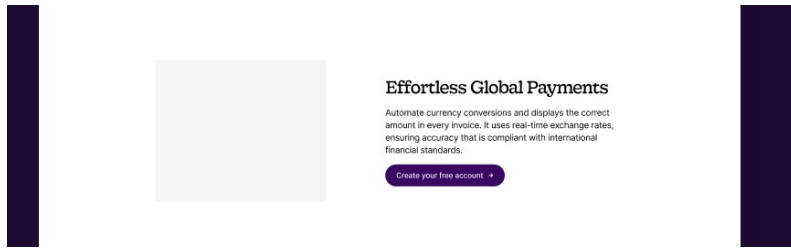


### ***Cloud-Based, Multi-Device Access:***

Whether you are at home, commuting, or enjoying a beach on the other side of the world, you can collaborate effortlessly with your team or accountant via Fussion.

**Discover the Power of Fussion—**

**CTA Button:** [Sign Up!](#)

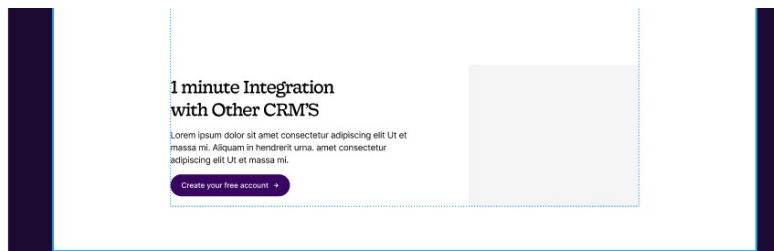


### ***Time-Saving Automation:***

The best way to use spreadsheets is not to use them! Fussion allows automated data entry with built-in integrations to accounting software, payroll systems, and tax preparation tools.

**Ready for a Change?**

**CTA Button: [Get a Personalized Demo Today!](#)**



### ***Multi-Currency Support and Recurring Invoices and Payments***

Expand your business by accepting payments from all around the world. Whether its Euros or Dollars, your business can do it all!

**Let Us Show You the Benefits—**

**CTA Button: [Get Your Demo Now!](#)**

**Why Choose Fussion?**

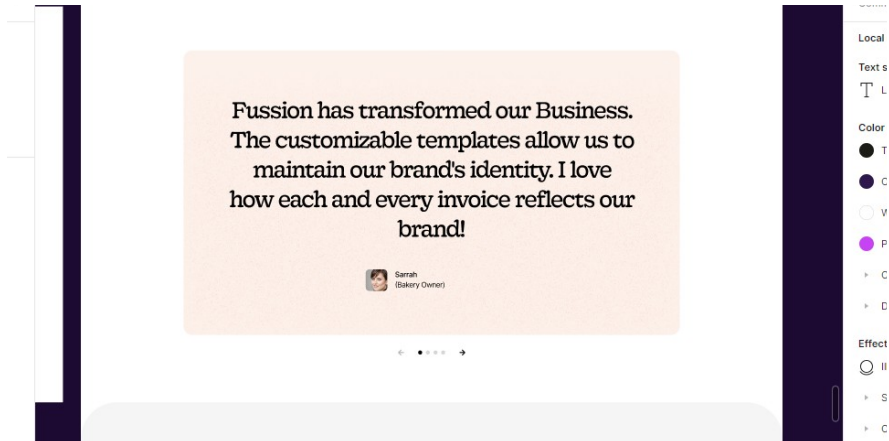
- Streamlined Financial Management**  
From offering customizable invoices to providing automated payment integration, Fussion automates your proceedings.
- Expense Tracking Made Simple**  
Following your budget has never been easier! With Fussion, you can efficiently log and categorize expenses and monitor spending.
- Improved Accuracy**  
Goodbye costly mistakes! With Fussion's accurate tax calculations and invoicing, manual errors are a thing of the past.
- Data-Driven Insights**  
With real time reporting and data analytics, you can single out key performance indicators. Get rid of factors that slow your business performance.
- Scalability for Growth**  
Your small business won't remain small forever! Fussion grows with your business. Its user-friendly interface make it perfect for all growing businesses.
- Advanced Security and Compliance**  
Rest peacefully, knowing your business is secure and protected with automatic backups. With bank-grade encryption, your data is protected from breaches and leaks.

[Create your free account →](#)

## Why Choose Fussion?

<p><b>Streamlined Financial Management</b></p> <p>Managing your finances can be a difficult task. With Fussion, you can manage your finances effectively and efficiently. From offering customizable invoices to providing automated payment integration, Fussion automates your proceedings. With your entire invoicing and accounting process safely managed by Fussion, you can focus and run your business efficiently.</p>	<p><b>Expense Tracking Made Simple:</b></p> <p>Following your budget has never been easier! With Fussion, you can efficiently log and categorize expenses and monitor spending. Its streamlined record-keeping generates detailed reports and tracks expenses at the speed of a click. Manual receipt hunting is for the Stone Age! With Fussion, you can directly attach receipts with the expenses!</p>	<p><b>Improved Accuracy</b></p> <p>Goodbye, costly mistakes! With Fussion's accurate tax calculations and invoicing, manual errors are a thing of the past. Say hello to automated calculations and streamlined processes!</p>
<p><b>Data-Driven Insights</b></p> <p>You can single out key performance indicators with real-time reporting and data analytics. Get rid of factors that slow your business performance, highlight trends, and make informed, effective decisions with Fussion.</p>	<p><b>Scalability for Growth</b></p> <p>Your small business won't remain small forever! Fussion grows with your business. Its scalable features and user-friendly interface make it perfect for all growing businesses! With Fussion, growth is not a challenge but rather an opportunity.</p>	<p><b>Seamless Collaboration and Mutli-User Access</b></p> <p>Don't you want to reveal all your financial records to your employees, but do you still want them to work on the software? No problem! With multi-user access and customizable permissions, everyone can contribute to financial tasks while protecting sensitive data.</p>

**CTA Button: Get a Free Trial Now**

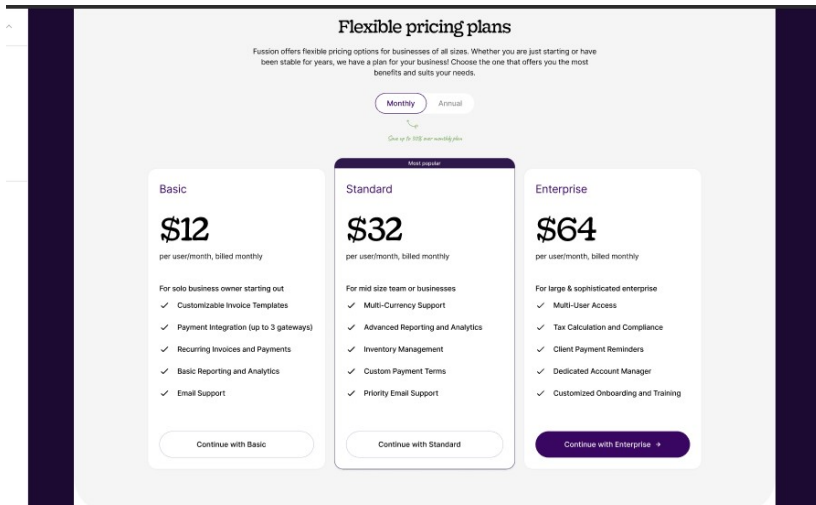


**Customer Testimonials**

## Hear it from our Users!

### Hear from Our Happy Customers—Discover How Fussion Transformed Their Business!

- Fussion has transformed our Business. The customizable templates allow us to maintain our brand's identity. I love how each and every invoice reflects our brand! -**Sarrah (Bakery Owner)**
- The recurring invoices feature is a lifesaver! I can't believe I used to spend hours scheduling every payment. I can now automate billing for all my subscribers without lifting a finger. - **Jack (SaaS Provider)**
- Fussion has to be the best investment I've made for my business. Scheduling payments have been more manageable. I can set reminders for my clients without having to follow up personally. It oozes professionalism and saves so much time. - **Alyra (Freelance Graphic Designer)**
- I specifically enjoy the multi-access feature. I can be in whichever corner of the world and still control my financial records. I sleep peacefully, knowing that employees can work on financial records without complete access to them. - **Maya (small Business owner)**
- Invoicing is crazy! Bisgen's "Fussion" has simplified invoicing, bookkeeping, and reporting. Now, I only focus on plans that will help my business development. -**Lisa M. (Small Business Owner)**
- Handling my business financial records was never that easy before Bisgen Solution. I switched to Fussion, and it changed my life. The invoicing and reporting features are incredible. -**John D., (Solopreneur)**



## Pricing Page

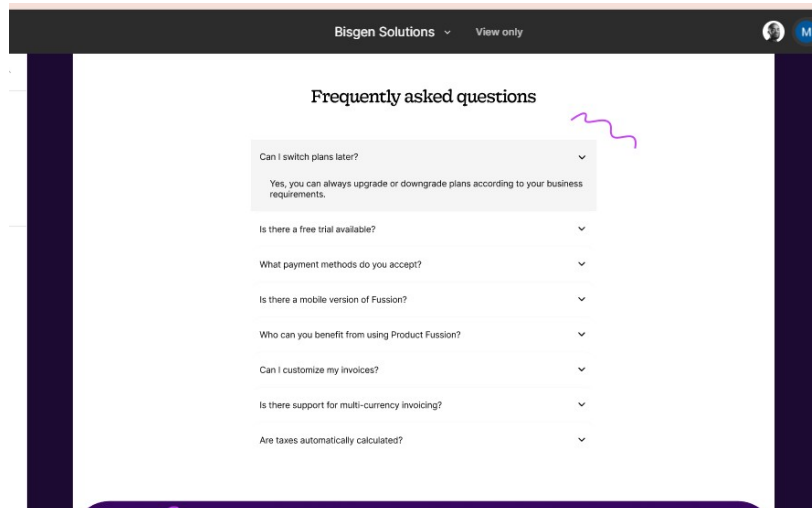
### Flexible Pricing Plans

#### Choose your Plan

Fussion offers flexible pricing options for businesses of all sizes. Whether you are just starting or have been stable for years, we have a plan for your business! Choose the one that offers you the most benefits and suits your needs.

<b>Basic Plan: \$12 per user/month</b>	<b>Standard Plan: \$32 per user/month</b>	<b>Enterprise Plan: \$64 per user/month</b>
<p>For Solo Business Owners Starting out</p> <ul style="list-style-type: none"> <li>• Customizable Invoice Templates</li> <li>• Payment Integration (up to 3 gateways)</li> <li>• Recurring Invoices and Payments</li> <li>• Basic Reporting and Analytics</li> </ul>	<p>For Solo Business Owners Starting out</p> <ul style="list-style-type: none"> <li>• Multi-Currency Support</li> <li>• Advanced Reporting and Analytics</li> <li>• Inventory Management</li> <li>• Custom Payment Terms</li> <li>• Priority Email Support</li> </ul> <p><b>CTA Button: Buy Now</b></p>	<p>For Solo Business Owners Starting out.</p> <ul style="list-style-type: none"> <li>• Multi-User Access with Custom Permissions</li> <li>• Tax Calculation and Compliance</li> <li>• Client Payment Reminders</li> <li>• Dedicated Account Manager</li> <li>• Customized Onboarding</li> </ul>

<ul style="list-style-type: none"><li>• Email Support</li></ul> <b>CTA Button: Buy Now</b>		<b>and Training</b> <b>CTA Button: Buy Now</b>
--	--	---



## FAQs

### Frequently Asked Questions

#### ***Can I switch plans later?***

Yes, you can always upgrade or downgrade plans according to your business requirements.

#### ***Is there a free trial available?***

Yes, all plans come with a 14-day free trial where you can thoroughly learn and enjoy the features of Fussion before committing to it.

#### ***What payment methods do you accept?***

We accept all payment methods, including credit/debit cards, bank transfers, and popular payment gateways.

### ***Is there a mobile version of Fussion?***

Yes, Fussion also has a mobile version. The mobile version has a dynamic interface that can adjust to the smaller phone screen size. Now, you can run your business anywhere, anytime!

### ***Who can benefit from using Product Fussion?***

Fussion is developed with small and growing businesses in mind. It's ideal for freelancers, small companies, growing startups, and large enterprises looking to automate invoicing and payment processes.

### ***Can I customize my invoices?***

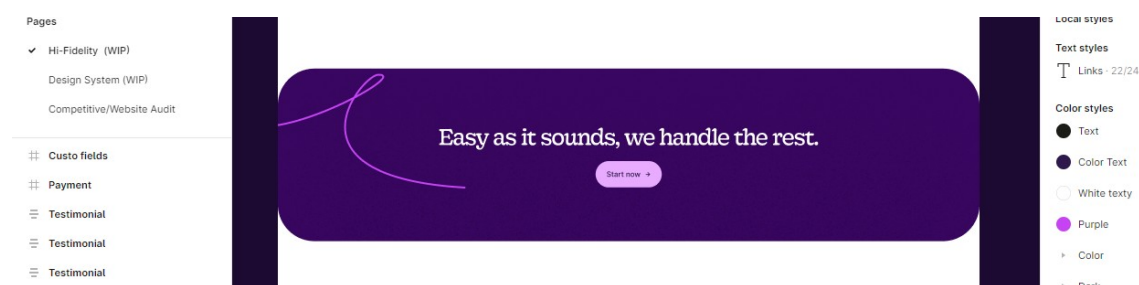
Yes, Fussion allows invoice customization. You can easily change the fonts, colors, and logos and add terms and conditions to match your brand.

### ***Is there support for multi-currency invoicing?***

Yes, you can send invoices in different currencies. It makes it easier to do business with international clients. Fussion automatically handles conversion rates, saving you from additional trouble.

### ***Are taxes automatically calculated?***

Yes, Fussion automatically calculates taxes as per the current compliance laws. Taxes are calculated based on the client's location so you can run your business stress-free.



**Say Goodbye to Financial Stress**

CTA Button: Start Now

# Let's talk.

Lorem ipsum dolor sit amet consectetur adipiscing elit Ut et massa mi. Aliquam in hendrerit urna. Pellentesque sit amet sapien fringilla.



## Contact Us

Our dedicated support teams are here to assist you with everything and anything you need. Whether you want to request a free demo, get detailed insights on our services, or ask questions, our team is always ready to assist you.

### How Can We Help You Today?

#### ***Email Us***

For general inquiries or support:

[Add email]

#### ***Call Us***

Our customer service line is available from Monday to Friday, 9 AM to 6 PM (EST):

[Add phone numbers]

## ***Live Chat***

Need instant assistance? Click the chat icon at the bottom right to talk directly to one of our agents.

## **Follow us on social media for the latest updates and news:**

Instagram: [Add Instagram Handle]

LinkedIn: [Add LinkedIn Handle]

Facebook: [Add Facebook Handle]

## **Send Us a Message**

Not ready to call or email us yet? Do you want to leave a review or give feedback? Send us a message! Simply fill out the form below, and we'll get back to you within 24 hours!

[Contact Form]

Name

Email

Phone Number

Message

## **Need Technical Support?**

Visit our Support Center for troubleshooting, guides, and resources to help you solve your problems.

## **Thank you for reaching out!**

Our team is working diligently to provide you with the best services. We are excited to help you elevate your business with the latest technologies.

## Bisgen Page 5

### How Support Works Page

At Bisgen Solutions, we aim to provide exceptional customer service that leaves our customers 100% satisfied. Whether you need help understanding the basics or require advanced troubleshooting, our customer support services are here to help you.

We offer a variety of resources to provide you with the help you need.

#### **Self-Service Resources**

Get help using our resource bases.

##### ***Knowledge Base***

Our knowledge base is armed with endless tutorials, guides and tips. Our knowledge base has covered you from detailed step-by-step instructions to feature tips.

##### ***Video Tutorials***

Our easy-to-follow videos are available in multiple languages to help you walk through everything. From basic account setups to advanced features, our video tutorials offer a great deal.

##### ***FAQS***

Our FAQ section holds answers to all common questions, including billing, features, and troubleshooting tips.

#### **24/7 Live Chat Support**

Our 24/7 Live Chat Support is here to provide you with immediate assistance. Whether it's a quick question or a more detailed issue, our 24/7 Live Chat Support can solve it in minutes. Simply click on the icon on the right side of the screen to connect with our live chat support.

## Email Support

If you have any detailed questions or inquiries, reach out to us at [add email.] We will get back to you in 24 hours.

## Support Center

Our support team is here to assist you with any technical issues. To access the support system:

- Submit a ticket for technical issues or bug reports
- Track the progress of your ticket
- Receive real-time status updates
- Schedule a call from our side for detailed updates.

## How We Handle Your Requests

Here is how we handle your requests.

- We will send out an acknowledgement via your preferred method (phone or email) as soon as we receive your request. It will contain the details of your request and a reference number.
- A dedicated agent is assigned to your case. They will work with you to resolve the issue as soon as possible.
- Our aim is to resolve most issues within 24-48 hours. Once your issue is resolved, we will follow up to ensure smooth operations.

## Support for Enterprise Clients

For our enterprise-level clients, we offer tailored support services. These services include:

- Custom onboarding and training sessions
- Regular check-ins and optimization reviews
- 24/7 dedicated enterprise support

## Register Now to Get:

- Enjoy a 14-day free trial: Test all our premium features and advanced tools without any commitment
- Be the first one to know about new features and updates.
- Get exclusive access to tips, tricks and guides for seamless business management with Fussion.

**Stay Updated—Subscribe to Our Newsletter!**

## Fussion has helped over 1 million small businesses achieve their full potential!

- I love the user-friendly interface of Fussion. It's very easy to understand, even for somebody without accounting knowledge. I love the multi-currency support feature. I can offer consultations all around the world without having to worry about payments. Sara (consultant)
- I can't believe I used to spend time and effort calculating taxes when Fussion was here the whole time. Ever since I've invested in Fussion, calculations have been a breeze. I can confidently send invoices knowing that they comply with local tax laws. Highly recommend! - Spar (Online Retailer)

## Join Us Today!

✉ Enter your email below to start your journey with Product Fussion:

[Email Input Field]

[Sign Up Button]

## Privacy Policy



At **Bisgen**, we are committed to safeguarding the privacy of our customers, users, and visitors. This Privacy Policy outlines how we collect, use, disclose, and protect your personal information when you use our business applications and tools, including **Fussion**, our financial management tool designed for invoicing and global payments. By using our services, you agree to the terms outlined in this Privacy Policy.

## ***1. Information We Collect***

We may collect the following types of personal information:

### **A. Information You Provide to Us:**

- **Account Information:** When you sign up for Bisgen services, we collect your name, email address, company details, and payment information.
- **Financial Data:** If you use **Fussion**, we collect payment details, invoicing data, transaction history, and related financial records.
- **Communication:** Any correspondence via email, phone, or customer support may be stored for quality assurance and future reference.

### **B. Information Collected Automatically:**

- **Device Information:** We collect details about the device you use to access our services, including IP address, browser type, and operating system.
- **Usage Data:** We monitor how you interact with our applications (e.g., pages viewed, buttons clicked, etc.) to improve user experience.
- **Cookies and Tracking Technologies:** We use cookies to enhance your experience on our platform by personalizing content and remembering preferences.

## ***2. How We Use Your Information***

The personal information we collect is used for the following purposes:

- **Service Provision:** To provide, maintain, and improve our services, including access to **Fussion** for managing invoices and payments.
- **Payment Processing:** To process payments, facilitate invoicing, and ensure the security of financial transactions.
- **Customer Support:** To respond to inquiries, provide technical support, and resolve issues.
- **Communications:** To send notifications about updates, new features, or security alerts related to your account.
- **Compliance:** To comply with legal obligations and enforce our terms of service and agreements.

## ***3. Sharing of Information***

We do not sell, rent, or trade your personal information to third parties. However, we may share your information in the following circumstances:

- **Service Providers:** We share your information with trusted third-party vendors who assist us in operating our services (e.g., payment processors, cloud service providers).
- **Legal Compliance:** If required by law, regulation, or court order, we may disclose your information to government authorities or legal entities.
- **Business Transactions:** In the event of a merger, acquisition, or asset sale, your information may be transferred as part of the transaction.

#### **4. Data Security**

We take reasonable measures to protect your personal and financial information from unauthorized access, disclosure, or alteration. These measures include encryption, secure servers, and regular security audits. However, no method of data transmission over the internet or method of electronic storage is entirely secure, and we cannot guarantee absolute security.

#### **5. Your Rights**

You have the right to:

- **Access** the personal information we hold about you.
- **Update or Correct** inaccuracies in your information.
- **Request Deletion** of your personal information, subject to legal or contractual obligations.
- **Opt-out** of receiving marketing communications from us.

To exercise any of these rights, please contact us at [email address].

#### **6. Retention of Data**

We retain your personal information only for as long as necessary to fulfill the purposes outlined in this Privacy Policy or to comply with legal, tax, or regulatory requirements. Once this period expires, your information will be securely deleted or anonymized.

#### **7. Third-Party Links**

Our platform may contain links to third-party websites or services. We are not responsible for the privacy practices of these external sites, and we encourage you to review their privacy policies before sharing any information.

#### **8. Children's Privacy**

Our services are intended for individuals 18 years or older. We do not knowingly collect personal information from children under the age of 13. If we learn that we have inadvertently gathered such information, we will take steps to delete it.

#### **9. International Data Transfers**

If you are accessing our services from outside the country where our servers are located, your personal information may be transferred to and processed in countries with different data protection laws. We take steps to ensure that your data is handled in compliance with this Privacy Policy, regardless of where it is processed.

## ***10. Updates to This Privacy Policy***

We may update this Privacy Policy from time to time to reflect changes in our practices or legal requirements. We will notify you of any material changes by posting the revised policy on our website, along with the "Last Updated" date.

## ***11. Contact Us***

If you have any questions or concerns regarding this Privacy Policy or our data practices, please contact us at:

### **Bisgen**

Email: [email address]

Phone: [phone number]

Keywords:

- Personal training automation
- Fitness business automation
- Automate personal training
- Online personal training business
- Fitness coaching automation

**Meta Description:** Discover how to automate your personal training business to leverage your time more efficiently. Automation made easy!

## How Can You Automate Your Personal Training Business to Free Up More Time?

In the modern world we live in, personal trainers often find themselves struggling to meet multiple responsibilities at the same time, from different client sessions to administrative tasks to marketing efforts. This continuous balancing act can lead to significant exhaustion and could potentially limit business growth. But what if we tell you that by embracing simple automation and systemization, you can streamline operations, enhance your client experiences, and get your valuable time back?

By embracing simple systems and smart automation, you're able to eliminate the grind day-in, day-out, bring your clients an even more delightful experience, and lastly gain back control over your time.

And there is no better time than now to make that transition. Research lately shows the U.S. personal training business has skyrocketed to a whopping [\\$12.9 billion by 2024](#) with a moderate annual growth of 3.3% throughout the last half a decade. Since the industry is booming, working smarter and not harder is the solution to remain ahead of the pack. In this thorough guide, we will take you on a tour to get your **fitness business automation** done correctly for a better tomorrow, so without any delay, let's get started!

### Learn The Importance Of Automation In Personal Training.

Keeping your business systemized involves creating a standardized procedure for repetitive tasks. This ensures that every client receives the same quality of experience, regardless of external factors. For example, if every trainer decides to give a consistent customer experience after or for every session, it simply becomes much easier to scale it up and grow it into a long-lasting, successful business. This simple **personal training automation** helps to get the most out of your client's experience.



Image via [Pixabay](#)

## Certain Areas To Automate And Systemize

There are certain areas in which you can systemize your **fitness coaching automation** for a better business approach. Here are some of them that you need to know:

### Taking Clients Onboard

One thing you need to keep in mind is that the first impression is the last one, which is why this is way more crucial than anything. Automating the onboarding process makes sure that your new clients get timely updates and a consistent flow of information; this can include welcome emails, various forms, and other assessments. By simply incorporating this, you are not only saving your time but also representing a professional image. Platforms such as [JymFyt](#) offer automated intake forms to help you curate that, which aligns with the process of adding clients to your customer relationship management.

## Setting Appointments

Manual scheduling can be a time-consuming process, as you might miss out on some of the major and minute details. Simply incorporating a **fitness coaching automation** lets your clients reserve, book, or cancel appointments at their convenience. This cuts down excessive workload, allowing you to interact with your clients in a much more meaningful way.

## Deliverance Of Your Desired Program

We know for a fact that delivering personalized training programs can take a lot of time. Incorporating a systemized program will ensure a consistent delivery and an efficient process, making sure that each client gets their very own program within a few clicks.

## Pr And Communication With Clients

One of the most important aspects of a 1-1 business module is to have a client's attention. An **online personal training business** can incorporate a friendly reminder, motivational quotes, messages, or even follow-ups without the hassle of manual intervention. This makes the client feel more heard and listened to throughout their fitness journey, and for that, JymFyt offers an integrated email and text solution which lets you stay connected with your clients.

## Social Media Management And Marketing Essentials

Maintaining an active online presence can be challenging, yet an integral part of doing so is using simple automation tools to schedule your posts, manage content, and even analyze the engagement stats! [JymFyt's](#) social media lets you optimize content posting, allowing daily engagement without any added manual effort.

## Manage Your Subscriptions

Jymfyt is all about keeping your clients in shape. For that, it offers a brilliant solution which offers essential business tools at a fraction of the price. Instead of paying \$321 monthly, trainers can access various features such as scheduling, client communication, social media management, and course building, all in all, for just \$99 per month! This is indeed one of the important aspects of **fitness business automation** that most clients look forward to.

## Ease Of Payments

Setting up a timely payment reduces the overall chances of errors, and clients can get invoices, notification of due clearance, and friendly payment reminders, allowing for a much smoother operation.



Image via [Pixabay](#)

## Automate Your Schedule Without Any Hassle, Making Your Life Easy.

Keeping everything aligned and systemised with your personal training business is no longer called a “luxury”; it’s a necessity in today’s highly competitive world that we live in. By simply integrating these automations into your business, you can likely reduce efficiency while providing a very assertive client experience. Investing your time and energy into comprehensive platforms such as JymFyt can help you serve as a one-stop solution for integrating various aspects of your business to create a smooth operation.

Keywords:

**Automated Sales Funnel for Personal Trainers**

**How to Attract High-Paying Clients in Fitness**

**Fitness Business Automation with Jymfyt**

**Systemizing Personal Training for Growth**

**Lead Generation for Personal Trainers**

## **How to Attract More High-Paying Clients with an Automated 3-Step Sales Funnel**

The ultimate goal in fitness and personal training is attracting high-value clients who seek superior services and a strategic path to achieving their fitness goals. A highly effective strategy is utilizing an **automated sales funnel for personal trainers**, which simplifies the client acquisition process and supports continuous growth. By automating and systematizing your operations, you can concentrate more on providing quality training and services while your system works to draw in new clients.

### **Talk About The Market And Size**

The personal training industry in the USA has grown exponentially, and according to recent research and surveys, the global personal training software market is likely to surge from \$1.8 billion in 2024 to [\\$2.45 billion by 2033](#), at a CAGR of 3.5%. This truly shows the increasing demand for the tools and services in the automation softwares, which are likely to take over the fitness industry.



Image via [Pixabay](#)

## Fitness Business Automation With Jymfyt

To have an effective 3-step sales funnel, utilising specialised software such as [Jymfyt](#) can be a game changer for many trainers. Jymfyt serves as an all-in-one toolkit that is designed to streamline and automate key elements of the client's management. With its content posting, scheduling, and social media incorporation, trainers can plan their postings across multiple platforms, ensuring regular engagement without any manual hassle.

Jymfyt's client management system lets trainers manage, lead, track interactions, and automate follow-ups, which enhances nurturing. Further, Jymfyt simplifies the process of onboarding clients with its easy intake forms and tools, making the process look even more seamless and professional.

By simply incorporating Jymfyt into their personal training business, trainers can surely optimize high-value workflow, enhance business client relationships, and achieve ultimate growth for a better tomorrow. Features that truly add value, such as community-building capability, enable trainers to create a supportive ecosystem that ensures long-term client engagement, resulting in permanent loyalty.



Image via [Pixabay](#)

## 1. Lead Generation through Valuable Content

Many fitness trainers ask **how to attract high-paying clients to a fitness** program. The initial step in your sales funnel is to attract potential clients by providing them with valuable content that aligns with their desired fitness goals and challenges. Various methods can be used to do this, and they are defined below.

### Educational Blog Posts

Write and engage with your audience with informative content on topics such as nutrition advice, fitness myths busted, workout routines, and so on. This will validate you as an expert and draw in readers seeking guidance.

### Engage On Social Media

Make sure to utilize platforms such as Instagram, Facebook, and LinkedIn to share tips, success stories, and inspirational content, which keeps your audience thoroughly engaged.

## Give Them Free Resources

Give them a free hand and offer them downloadable materials such as e-books, workout plans, or even a complete diet guide in exchange for their contact information. This not only provides value but also helps build your list and content for future marketing purposes.

By following these simple steps, you are likely to attract more individuals interested in fitness, creating a pool of high-paying clients.

## 2. Lead With Processed Automated Communication

Now that you have captured most of the leads, the next step is to build trust and guide them toward becoming more high-paying clients. Automation plays a vital role here, as explained below.

### Email Campaigns

Try developing a series of automated emails that provide them with true value, such as workout tips, reviews, and maybe insights into your training tips and guides. This keeps your potential clients engaged, being talked about, and informed about your upcoming services and packages.

### Personalized Messages

Use automation tools that help send the very own messages that are solely based on the client's interest and behaviors. Let's say a client downloads a guide about weight loss or a transformation journey. Utilise and send them targeted content relating to that.

### Scheduling And Making Up Appointments

Strategically align appointments, which will lead to free consultations or assessments, reducing the overall friction and encouraging clients to take one step ahead.

## 3. Systemized Onboarding Via Great Conversion Score

This is indeed the final step which converts the potential leads into high-paying clients via an effortless and professional onboarding process. A brief explanation is below.

### Digital Intake Forms

Make sure you use digital forms to gather all sorts of relevant data and client information solely based on their session. This **lead generation process for personal trainers** is easy and hassle-free.

## Welcome Sequence

Setting up **client management automation** in fitness, especially welcoming new clients, provides them with the most necessary information and sets up their expectations for their fitness journey.

## Managing Client Management System

**Systemising personal training for growth** implements software solutions that totally organise clients' updated information, progress, session scheduling, and more. This enables a smooth process for both you and your clients.

## Final Thoughts

Attracting high-paying clients in the personal training industry requires a strategic implementation that combines valuable content with a systemised onboarding. By simply following what we have told you above and leveraging software such as [Jymfyt](#), you can definitely optimize your business operations and make the most of sustainable growth. Embracing this automation will only position you as a modern and highly equipped trainer who is looking forward to new ideas to focus on what you do best: helping clients achieve their fitness goals.

Keywords:

Fitness business automation

Personal training software

Gym management system

Automate fitness coaching

Fitness business growth

Streamline gym operations

**Meta Description:** Does manual work slow down your fitness business? An ultimate guide on how you can improve it!

## Is Manual Work Slowing Down Your Fitness Business? Here's How You Can Change That

Running a fitness business isn't all about assisting clients in crushing their goals—it's also about keeping the wheels of the business moving in the background. But come on: coordinating appointments, managing client communication, monitoring payments, and juggling admin tasks can be a job in itself. The worst news? Most of these tasks don't even propel your business forward. Actually, according to Deloitte's study, [73% of activities](#) in the typical process are not adding value—implying that you're probably wasting valuable hours on work that isn't going to make you grow.

Rather than drowning in admin tasks, picture yourself spending your time on what you do best—changing your clients' lives and growing your business. The solution solely lives in the fitness business automation, which tracks down everything and streamlines your operation in a single flow without any error!

Ready to automate the burden of manual labor away from your shoulders? Let's explore how automation can transform your fitness business.



Image via [Pixabay](#)

## The Slow Effect Of Manual Implementation On Fitness Businesses

Completely relying on the manual process can bring challenges to a fitness business in multiple ways, which, in the longer run, won't be that feasible. Here are some of them you need to know:

### Draining A Lot Of Time

Administrative tasks and duties can be challenging as they involve billing, invoicing, and follow-ups with clients, which can take hours of each week, limiting the time available for training new clients or developing new fitness programs.

### Chances Of Human Error

Manual data entry can increase the chance of mistakes exponentially, which can often lead to conflicts in scheduling, billing, or even miscommunication. To deal with that, we highly suggest you incorporate a personal training software that tackles this hassle-free.

## Not Keeping Up With The Client

With an automated **personal training software**, maintaining a regular and personalized response with clients can't be as challenging as it can be without incorporating it, which is likely to affect the client's retention and overall satisfaction.

## Certain Benefits Of Automating Your Fitness Business

Automating your fitness business can bring fair advantages:

- **Enhanced efficiency:** Automation tools handle repeated tasks, freeing up time for trainers.
- **Sharp accuracy:** Errors are most likely to be reduced, ensuring a smoother operation.
- **Easy scalability:** Businesses with a massive audience and client base can be easily managed.
- **Persistent client engagement:** Automated responses to the queries, or even adding a chatbot for further instructions.

## Major Areas To Improve Automation

To effectively use and automate personal training, consider the following areas in your aspect.

### Managing Clients

Utilizing a **gym management system** helps to track down and centralize all the relevant information needed, this simplifies data access and updates leading to a better client service.

### Scheduling Appointments For Clients At A Single Touch

Automated scheduling software lets clients reserve their desired sessions, whether online or physical, reducing the need for back-to-back communications.

### Opening The Channel Of Communication

[JymFyt's](#) automated email and community centre allows you to interact and send personalized messages, follow-ups, reminders, or motivational content to the clients.

### Scheduling Of Programs

**Streamlined gym operations** enable the creativity and distribution of certain training programs and educational materials, letting the clients access their relevant resources at their given convenience.



Image via [Pixabay](#)

## Leveraging JymFyt For Comprehensive Automation

One of the most effective solutions for fitness professionals who are seeking to streamline gym operation is by simply incorporating [JymFyt](#), an all-in-one platform designed to improve various aspects of personal training business. Its key features include:

- Coaching course builder
- Community builder
- Social media integrator
- Responsive client communication
- CRM system.

## Final Thoughts

Doing manual administration can take a significant time, which affects the growth and efficiency of the fitness business. Embracing fitness automation not only upscales your business but also cuts down the extra burden of managing tasks. By simply incorporating this automation into your gym operations, you are likely to focus on delivering the best training experiences while achieving success in a competitive market.



### **Meta Title**

Machined vs **AI Writer Platforms**: Which is the Best?

### **Meta Description**

Learn how Machined and **AI Writer Platforms** differ in speed and workflow. Find the option that best fits your writing needs and content goals.

**Primary Keywords:** AI Writer Platforms, Machined AI,

**Secondary Keywords:** Machined Writer, AI Writer

# **Machined vs AI Writer Platforms: Which is the Best?**



**Image Title:** AI Writer Platforms: The Future of Digital Interaction

**Image Description:** Explore the core difference between AI Writer Platforms and other machine-assisted tools.

**Alt Text:** The image symbolizes the high-tech, connected process used by AI Writer Platforms and Machined AI in digital content creation.

Image URL: <https://www.pexels.com/photo/robot-pointing-on-a-wall-8386440/>

Imagine staring at a blank page while your writing tool generates high-quality content precisely the way you want. This is the reality of today's world. However, not all tools are made equal. If you are searching for the best tool to add to your arsenal and create impactful and SEO-optimized content, then this guide is very important. In this post, we'll compare Machined AI with other AI Writer platforms to determine which tool may be the right fit for your workflow, SEO, and content goals.

AI Writer platforms bring speed and idea expansion. They create long drafts right away and help teams that publish often. Many writers use them when they need a quick base to refine later.

Each tool supports growth but in different ways. The best choice depends on your workflow and your brand.

## How Machined AI Works

Machined AI brings structure and control. It follows a simple method that keeps the writing clear and steady. This helps professionals who want reliable results.

The tool takes user input. Then, it shapes the content step by step. This structure requires patience, but it's worth it because it ensures a high level of quality control.

Machined AI process usually has two main parts. The first part is **planning**, and after that, the second part comes, which is **refinement**.

### Planning

The system first decides the direction of the content. It identifies the audience and analyzes what people are searching for. It builds a clear outline to guide the rest of the writing. This foundation helps prevent unclear arguments and reduces repetition of the same information.

### Refinement

Next, the tool carefully writes the draft. The draft is checked against the outline. It is changed when needed. The main focus is being exact and clear. This creates content that aligns with the first plan and maintains a consistent voice.

Machined writing is driven by a method. It aims to protect quality by limiting results that are hard to predict. The final result is stable, intentional content.

## How AI Writer Platforms Work

AI Writer platforms focus on speed and flexibility. A user types in a topic. The system then creates a draft right away. This helps content teams that publish often and get quick material to edit later.

### Rapid Drafting

The biggest plus is speed. An AI Writer can create a long article in seconds. It does this without stopping. This gives businesses a strong advantage. They can create fresh content quickly for search trends and seasonal campaigns. This is why businesses like to use AI in their workflow.

### Flexible Direction

An AI Writer can try many different ideas. If the first result does not match the tone, the user can ask for new text. This is useful for brainstorming and for expanding ideas.

AI writing tools are great when you need to create a lot of content fast. They help teams stay organised, and teams publish updates often.

## Strengths of Machined AI

Machined AI approach is unique. It provides strong control over quality. Many SEO professionals and businesses choose it because they want high-quality content that reads like human writing.

- **Stronger accuracy.** Machined AI uses controlled steps. This limits errors; in fact, the result is information you can trust more. This is important for brands that publish content with authority.
- **Consistent tone.** The system follows an outline that is similar to a human's. This keeps the tone natural and helpful when brands need content that feels steady and professional.
- **Better content structure.** Machined content tends to follow a clear story path. It is good for long guides and for in-depth explanations. Many writers say it makes their work flow more predictably.
- **Human-level readability.** The flow feels intentional rather than rushed, which helps build trust with readers and improves overall clarity.
- **Lower cost.** You avoid paying for extra fixes, rewrites, and multiple tool subscriptions because the output is cleaner from the start.

These strengths make Machine AI good for brand storytelling.

According to a recent [LADS Media article](#), AI tools may generate drafts fast, but only human-guided writing retains real voice and strategic understanding.

## Strengths of AI Writer Platforms

AI Writer tools are best suited to fast-paced environments. Many agencies and marketing teams depend on them to save time and generate ideas.

Here are the key advantages.

- AI Writers create drafts in just seconds. This is important when schedules are tight and deadlines come often.
- If you want different versions, the system can quickly generate many variations. This helps teams try new creative directions.

These qualities are valuable for content that follows trends and for first drafts.

## **Weaknesses of Machined AI**

Machined AI is an excellent choice for accuracy and structure. However, some weaknesses of this tool are that:

- The structured process takes time. Some users find it less convenient because they need faster results.
- Machined writing focuses on quality first. It does not create content as fast as some other AI Writer tools. This is important when a brand needs large amounts of content.

However, Machined AI is ideal for well-planned, high-quality content, rather than rapid publishing.

## **Weaknesses of AI Writer Platforms**

AI Writer tools are fast, but they also have limitations and weaknesses. Some of them are listed below:

### **Risk of repetition**

Sometimes the text repeats ideas because the system focuses on filling space. The draft needs careful editing.

### **Tone inconsistency**

The tone can change across different drafts. This can make brand messaging less consistent.

These weaknesses push writers to spend more time refining the final version.

## **Which One Produces Better SEO Results**

SEO performance relies on clarity and relevance. It also relies on being detailed. A strong article needs a clean structure and useful answers to user questions. Machined AI and AI Writer tools can help with SEO, but each is best suited for different situations.

## **Machined AI**

Machined AI helps websites that focus on depth. It builds structured content. This content is good for ranking long articles. Its steady tone also helps build brand authority. This is crucial for service pages and detailed resources.

### **AI Writer Platforms**

AI Writer tools generate a lot of content. They help with quick keyword tests. They also help with related groups of topics, and are good for first drafts. These drafts can be edited into optimised pieces. They also work well for short articles and frequent updates.

You get the best SEO performance when the content matches what users are looking for. It must also offer real value. Some teams use both tools. This lets them benefit from each platform's strengths.

## **When You Should Choose Machined AI**

Choose Machine AI for polished, consistent content. Machined AI is helpful when you want a carefully structured approach. It is also good when you want dependable accuracy. It suits brands that care about a strong editorial presence and those that want good rankings.

- Detailed guides and deep resources.
- Professional service pages.
- High authority blog content.

These pieces need to be clear and stable. Machined AI offers both.

### **When to Choose an AI Writer**

Choose an AI Writer platform if you need speed and volume. If you publish often, then an AI Writer can help your workflow, and if you test many ideas.

- Growing groups of topics.
- Blog updates happen very often.
- Generating ideas for new campaigns.

These situations require flexibility, and AI Writer platforms are well-suited to them. This is the reason many brands and businesses use it.

## **How to Decide Which is Best for You**

To choose the right tool, think about what you want your content to do.

- If you need steady content that follows a clear plan, Machined is the better choice, as it provides structure and control.

- If you need quick drafts and flexible ideas that you can shape later, an AI Writer gives you more speed and freedom.

Many teams use both. They create a fast first draft with an AI Writer and then polish it with Machined. This gives them quick work and a strong final result.

## **Future Trends for Machined and AI Writer Tools**

Writing tools continue to evolve, and improvements are expected to consolidate. Engineered systems could add options for quicker drafting. AI Writing tools might introduce regulated systems to achieve higher accuracy.

However, the final output will still be constructed by a real human being. Brands will continue to influence the voice and the tactic, while the tools are only to assist them in completing work quickly and intelligently.

## **Conclusion**

Machined AI and AI Writer platforms serve different needs. Machined AI delivers consistent structure and high accuracy, while AI Writer tools focus mainly on speed and volume. Both can support SEO, but the option that creates the strongest results is the one that gives you control and dependable quality.

If you want content that feels polished, steady, and reliable every time, Machined AI is a better choice. It keeps your brand voice clear and helps produce work that feels intentional.

Without a doubt, the best way to kick off any process is with Machined AI. Although starting with an AI Writer to do early phase brainstorming is helpful, due to a more complex architecture and the authentic engagement of a target audience, Machined AI facilitates the optimization of other key performance variables to a greater degree. This approach consistently achieves the best results in terms of volume and precision of publication.

# Ultimate Guide for WhatsApp Automation in 2024

---

Are you a business owner or marketing professional who wants to ace your WhatsApp marketing game? Want to know how to reduce lead times and supercharge your customers' engagement and satisfaction?

Jump on the bandwagon of automation. Leveraging cutting-edge technical approaches can give your business a competitive edge like no other. And sleeping on **WhatsApp Automation** is a mistake you don't want to make when over [40 million customers](#) use WhatsApp for queries with a business monthly.

Opting for WhatsApp Automation using a good **WhatsApp Automation tool** like [WANotifier](#) can set your business up for success. Read along to know all about **WhatsApp automation for businesses** to up the ante of your business marketing.

## Understand What is WhatsApp Automation?

Automation is simple: You let machines or technology take over what you do, and you call it automation. When it comes to Whatsapp automation, the case is no different. It is about using software tools and technologies to automate all your business communication activities and interactions taking place over WhatsApp. Let's say you need to enhance the efficiency of your WhatsApp marketing or use technology to streamline some processes. **WhatsApp automation for businesses** will cover all your needs.

## Why Do Businesses Need WhatsApp Automation? – Benefits and Uses

Opting for WhatsApp automation can leave several business-related benefits at your disposal. Have a look at these and how companies in different industries are reaping these benefits in different ways:

## **1. Improved Efficiency**

By handling all your business's routine tasks like customer inquiries, FAQs, and scheduling appointments, you can free up your employees and their time for handling more complex issues.

For instance, in the renting industry, guest housing or renting businesses or platforms use WhatsApp automation to streamline communication between guests and hosts. It covers things like inquiries about bookings and check-in-related updates, and it frees up employees for more demanding customer support work.

## **2. Round-the-clock Availability**

Whatsapp automation can make sure that your business stays responsive to your customers even when your customer support team is dozing off at night time or enjoying a break by providing 24/7 service with automated responses.

In the entertainment industry, online streaming platforms benefit from WhatsApp automation. They send automated messages about new releases, account updates, and billing information to subscribers across the globe 24/7 so no time differences can come in the way.

## **3. Cost Savings**

You can cut down the cost of hiring additional customer support staff or the resources that your business may use to manage Whatsapp dealings by opting for Whatsapp automation.

For instance, in the food industry, fast food chains use WhatsApp automation to let their customers place orders as well as track them using automated responses. That way they don't need extra call center staff and end up saving money and also improving their operational efficiency.

## **4. Consistent Customer Service**

Remember that one time you had good customer service on call then the next day you had it worse? With WhatsApp automation, that can't be a possibility because automation can ensure uniformity in your business responses and provide consistent information and experiences to customers to increase their satisfaction and loyalty.

Hospitality industry businesses often use WhatsApp automation to provide consistent responses to their guests' inquiries about room reservations, hotel amenities, and local attractions.

## **5. Personalized Interactions**

Advanced automation tools like WANotifier can use your customer data to personalize interactions like it will address your customers by their name or recommend them products based on their purchasing history.

In the beauty and cosmetics industry, beauty retailers use Whatsapp automation to give personalized recommendations about beauty tips and products as well as exclusive offers targeted to customers' preferences.

## **6. Increased Engagement**

You can use automated messages to initiate and maintain customer engagement as you send them reminders, updates, or promotional offers to boost their engagement with your business. It is part of the plan of [65%](#) of marketers to invest more in messaging apps like Whatsapp for customer engagement in the following years.

Global beverage chains and businesses use whatsapp automation to keep a tab on customer preferences and send them personalized promotion messages, loyalty program updates, and order notifications. Automated messages keep their customers engaged with the business and motivate them to visit their outlets or go for online orders.

## **7. Analytics and Insights**

Automation platforms like WANotifier can also provide analytics and insights about your business's customer behavior, preferences, and interaction patterns, all of which can inform your marketing and customer service strategies.

For instance, in the apparel industry, businesses integrate WhatsApp automation with their CRM system to garner customer feedback, analyze how they are interacting with the brand, and track their preferences. This way, they refine and customize their products and marketing campaigns.

## 8. Compliance and Security

Automation tools can also help your business by being mindful of compliance with data protection regulations and enhance your business's overall security by handling your customer information and interactions with utmost security.

For instance, sensitive organizations like banks employ WhatsApp automation for secure account notifications, transaction alerts, and customer service inquiries keeping the risk of breaches away.

All these benefits and examples show how no matter which industry the companies are operating in, Whatsapp automation can help them benefit in multifarious ways and also highlight different use cases of **Whatsapp automation for businesses**.

## How WhatsApp Automation Can Work For Your Business?



[Source](#)

A WhatsApp Automation tool comes with different features to work for your business in various ways:

## 1. Basic Automation

Whatsapp automation can automate your basic WhatsApp marketing tasks via:

### **Welcome Messages:**

When a new customer messages your business on WhatsApp, you can send them an automatic personalized welcome message. You can set up automatic replies to greet customers quickly just when they message your business. In that, you can include what your business is about its services and also give special introductory offers.

### **OOO or Out-of-Office Messages:**

You can't always be available for complex customer queries or requests, but instead of keeping your customers waiting in those times, basic Whatsapp automation can help you send them Out-of-Office (OOO) messages. These messages can tell them when you will be back or direct them to different methods of contact.

### **Subscribe/Unsubscribe:**

You can offer automatic subscription and unsubscription options to your audience, allowing your business to send only messages they're truly interested in. This is vital for promotional messages and newsletters.

### **Scheduled Messages:**

You can plan and schedule your business messages in advance to send them later at specific times and make sure you are communicating them timely with your target audience.

### **Broadcast Lists:**

Send messages to multiple recipients at once while maintaining the personalized feel of individual messages.

## 2. Auto-Replies

### **Keyword-based Replies:**

You can feed customized responses in the automation tool based on specific keywords that are present in messages your business receives and offer specific information or direct to specific departments or representatives accordingly. For example, if specific keywords like 'price' or 'pricing' are present in customers' messages, whatsapp automation can send them your pricing information and relevant product knowledge.

Businesses that are using WhatsApp automation benefit from a response rate of [80%](#).

## 3. Chatbots

Whatsapp automation leverages Chatbots to boost your business's marketing strategy:

### **Automating Complex Workflow:**

Chatbots can automate complex workflows by handling various tasks like booking appointments, confirming and processing orders, and even giving personalized product recommendations to your customers.

For instance, your whatsapp automation chatbot can guide your audience through a step-by-step process for choosing and buying a product, feature, or service, collect necessary information, and also send reminders and promotional offers all without any human intervention.

### **Interactive Experiences:**

Using WhatsApp automation tools can let you deploy chatbots to engage with your customers in real-time conversations. These chatbots can answer some FAQs, provide product information to your customers, and even complete some transactions for your business.

### **AI-Powered Responses:**

Chatbots can also employ AI (Artificial Intelligence) to handle all the complex queries that your business may receive and provide 24/7 accurate content to your customers.

More than half of businesses, over [50%](#), have already integrated Chatbots to handle customer queries on whatsapp. You can also learn to build your Whatsapp chatbot easily using our [guide](#).

#### 4. Drip Sequences

Whatsapp automation can benefit your business with drip sequences, which include a series of automated messages delivered after certain time intervals.

##### **Lead Nurturing or Lead Generation:**

You can nurture leads or customers with drip sequences using WhatsApp automation. Let's say a visitor or potential customer subscribes to your updates. After this subscription, the drip sequence feature can send them a series of messages over the following days or weeks. These messages could be about some blogs present on your business website, special offers, or product updates so they engage and leads can be converted into sales.

#### 5. Workflow Automation

Whatsapp automation isn't just limited to automating replies to customers. It can also automate the entire workflow:

##### **Integration with CRM:**

You can integrate WhatsApp with your CRM system to automate lead nurturing, follow-ups, and customer lifecycle management, and streamline the sales processes of your business easily.

##### **Advanced Analytics and Reporting:**

You can use WhatsApp automation to automate your business's analytics and reporting workflow. Automation can collect data by integrating WhatsApp interactions with analytics tools to keep a tab on customer engagement, and purchasing behavior and give you insights to optimize your communication strategies and marketing decisions.

##### **Internal Communication:**

You can also automate the internal notifications and updates about your business to make sure all your teams stay informed about important developments or tasks and boost overall collaboration and efficiency.

## 6. Notifications and Transactional Alerts

WhatsApp automation can oversee the alerts and notifications for your business, too:

### **Order Status Updates:**

You can automatically send notifications about your business activities, like any changes in order status, payment confirmations, and delivery updates, to keep your customers informed during the buying process.

### **Promotional Offers:**

You can also automatically send notifications about promotional offers, sales, and exclusive offers to your customers and subscribers.

### **Event Reminders:**

Your business can send automated reminders to your team, customers, and partners for appointments, bookings, or events. That way, you can bring down the no-shows and enhance your customer satisfaction.

# How to Get Started with WhatsApp Automation for Your Business?



[Source](#)

Now that you know the benefits, and uses, here is how you can get started to reap those benefits for your business yourself.

## Options for WhatsApp Automation

You have two main options to get started with Whatsapp automation, the WhatsApp Business mobile app and the WhatsApp API.

### 1. WhatsApp Business Mobile App:

The WhatsApp Business app is free to use, and it can offer you basic automation features that are mainly suitable for small businesses like:

- **Quick Replies:** You can send predefined responses to common customer questions.

- **Automated Greeting Messages:** You can send welcome messages for new chats.
- **Away Messages:** You can send automated responses when you're not available.

**Limitations:** While useful and free to use, the WhatsApp Business app is limited in terms of scalability and advanced automation features.

## 2. WhatsApp API:

The WhatsApp API is best suited for medium to large businesses that need more advanced automation and integration capabilities and also for small businesses that want to achieve success in a short time. It has features like:

- **Advanced Chatbots:** It can allow you to leverage customizable chatbots that handle complex queries.
- **Integration with CRM Systems:** You can seamlessly connect with customer relationship management tools.
- **Scalable Messaging Solutions:** Your business can manage large volumes of messages and automated workflows without any difficulty.

**Advantages:** It is more advantageous than the WhatsApp business app as it gives greater flexibility, scalability, and the ability to integrate with various business systems. While you can only automate messages in WhatsApp Business, WhatsApp API will let you automate workflow comprehensively including segmenting the customers and delivering personalized messages which is key to generating sales for any business, big or small.

## Tool for Enhancing WhatsApp Automation: WANotifier

WANotifier is a powerful tool that leverages the WhatsApp API to offer advanced automation features for your business. Here's what WANotifier brings to the table:

### Features of WANotifier

#### 1. Advanced Chatbots

Using WANotifier, you can create intelligent chatbots that can handle complex queries, provide personalized responses to your customers, and guide them through various processes without constant human intervention.

*[Insert a screenshot of the Chatbot interface; I don't have access.]*

## **2. Basic Automation**

WANotifier can equip you to set up automated workflows for common tasks like customer inquiries, order confirmations, and follow-ups using WANotifier.

*[Insert screenshot of Basic Automation setup]*

## **3. Auto-Replies**

You can set and automate responses using WANotifier for common questions and scenarios to make sure your customers receive answers in a timely and consistent tone and style.

*[Insert a screenshot of Auto-Reply Configuration]*

## **4. Easy Template Management**

WANotifier can let you manage message templates effortlessly. You can create, edit, and organize these templates for various use cases in one place.

*[Insert a screenshot of Template Management Interface]*

## **5. Detailed Analytics**

You can gain insights into message performance and the overall engagement level of your customers and track customer interactions using WANotifier. These insights and analytics can help you optimize your automation strategies as well as your marketing strategies.

*[Insert screenshot of Analytics feature dashboard]*

## **How to Get Started with Whatsapp Automation Using WANotifier?**

Here is a simple step-by-step guide you can follow to employ the one-step solution, WANotifier for Whatsapp Automation

### **1. Sign Up**

Visit the WANotifier website. [Create an account](#) for free and connect it to your WhatsApp Business API.

## **2. Configure Your Chatbots**

Use WANotifier's intuitive interface to set up and customize your chatbots.

## **3. Set Up Automation**

Explore different features. Design workflows and automated responses to streamline your customer interactions.

## **4. Manage Templates**

Create and manage message templates for various business needs.

## **5. Analyze Performance**

Monitor and analyze performance through detailed analytics to continually refine your marketing and automation approach for boosting your business growth.

By following all these steps with WANotifier, you can effectively implement WhatsApp automation for your business. Next thing you know, you will improve your customer service efficiency, enhance engagement, and drive overall business growth through streamlined communication on WhatsApp.

## **Final Thoughts**

Now that you know the importance of WhatsApp automation, wait no longer. Get started with WhatsApp automation for your business today and reap all the benefits to supercharge your marketing game.

[Sign up now](#) and start automating your WhatsApp interactions. Your customers will thank you for it!

## **FAQs**

### **1. Is WhatsApp automation free to use?**

WhatsApp automation typically involves costs, especially when using tools like WANotifier that integrate with the WhatsApp Business API. While some basic features might be available for free, advanced functionalities such as sending automated messages,

integrating with CRM systems, and accessing analytics will require subscription plans or usage-based pricing.

## **2. How do I get started with WhatsApp automation?**

To get started with WhatsApp automation, you can sign up for WANotifier, a robust tool that facilitates automation through the WhatsApp Business API.

## **3. Is the WhatsApp API free to use?**

No, the WhatsApp Business API is not free to use. Businesses need to apply for access and pay for API usage based on message volumes and other usage metrics. You can learn more about [Whatsapp API pricing here](#).

## **4. How can automation help my business?**

Automation on WhatsApp can significantly enhance your business operations by automating routine tasks such as customer inquiries, order updates, appointment scheduling, and promotional campaigns.